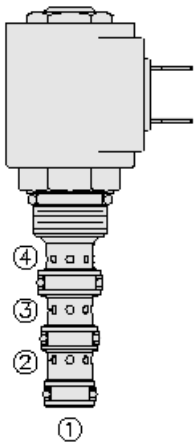




Overview



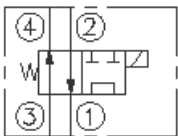
Description

This valve is a direct-acting 2 position, 4 way directional control. It is a screw in cartridge type for use with general purpose hydraulic fluids.

Features

- Continuous-duty rated coil.
- Hardened precision spool and cage for long life.
- Optional coil voltages and terminations.
- Efficient wet-armature construction.
- Cartridges are voltage interchangeable.
- All ports may be fully pressurized.
- Unitized, molded coil design.
- Manual override option.
- Optional waterproof E&C Coils rated up to IP69K.
- Industry-common cavity
- Compact size.

Symbol



Ratings

Pressure Ratings

Pressure rating	207 bar (3000 psi)	
Proof pressure	241 bar (3500 psi)	- Note: SV08-30
Burst pressure	620 bar (9000 psi)	- Note: SV08-30

Flow Ratings

Flow rating	11.4 lpm (3 gpm)	
Maximum internal leakage	82 ml/min (10 in ³ /min) 207 bar (3000 psi)	- Note: Tested at port 3 to 1 with 2 and 4 blocked

Temperature Ratings

Operating fluid temperature	-40 to 100 °C (-40 to 212 °F)	- Note: With buna N seals
Storage temperature	-40 to 70 °C (-40 to 160 °F)	
Ambient temperature	-40 to 70 °C (-40 to 160 °F)	

Operating Parameters

Fluids	Mineral based or synthetic hydraulic fluid with lubricating properties
Fluid viscosity range	7.4 to 420 cSt
Maximum operating contamination level	20/18/14 ISO 4406

Properties

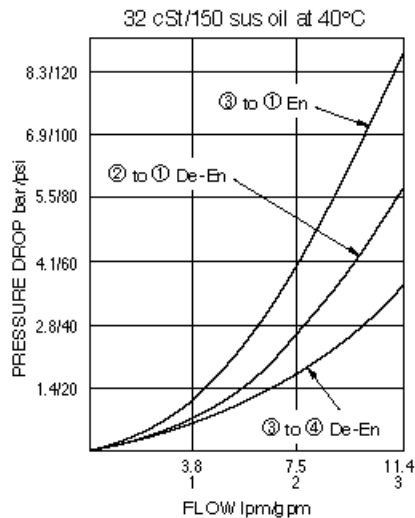
Unit weight	0.10 kg (0.23 lb)
Internal wetted surface area	122.6 cm ² (19.0 in ²)

Electrical Parameters

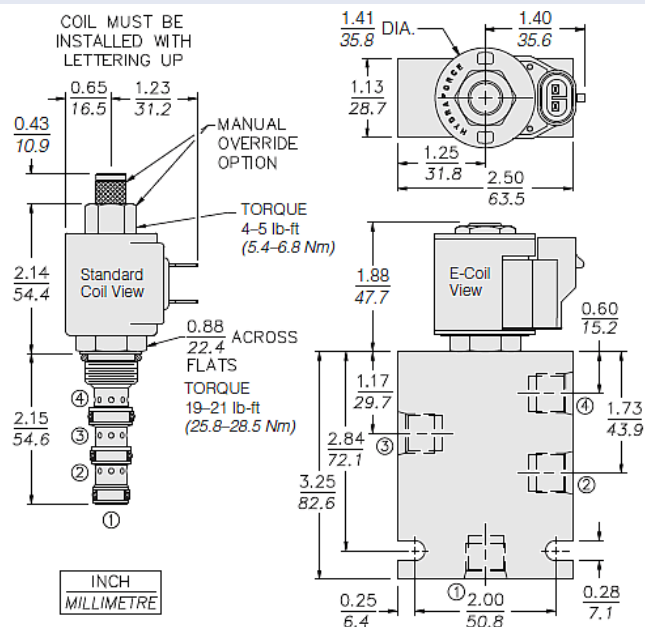
Pull in voltage	85% of nominal at 40 °C (104 °F)
Drop out voltage	5% of nominal



Performance



Dimensions



Installation Specifications

Cavity	VC08-4
Cartridge installation torque	25.8 to 28.5 N-m (19 to 21 ft-lb)
Coil nut torque	5.4 to 6.8 N-m (4 to 5 ft-lb)
Orientation restriction	None

Accessories

Seal kit	SK08-4N-MMM
----------	-------------

Order Code



SV08-44		
Option		
None (Blank)		
Manual Override M		
For Manual Override options see page 1.001.1		
Porting		
Cartridge Only	0	
SAE 6	6T	
3/8 in. BSP*	3B	
*BSP Body; U.K. Mfr. Only		
Seals		
Buna N (Std.)	N	
Fluorocarbon	V	
	Voltage	
	Std. Coil	
	0 Less Coil**	
	10 10 Vdc†	
	12 12 Vdc	
	24 24 Vdc	
	36 36 Vdc	
	48 48 Vdc	
	24 24 Vac	
	115 115 Vac	
	230 230 Vac	
	**Includes Std. Coil Nut	
	† DS, DW or DL terminations only.	
	E-Coil	
	10 10 Vdc	
	12 12 Vdc	
	20 20 Vdc	
	24 24 Vdc	
	Termination (Vdc)	
	Std. Coil	
	DS Dual Spades	
	DG DIN 43650	
	DL Leadwires (2)	
	DL/W Leads w/Weatherpak® Connectors	
	DR Deutsch DT04-2P	
	Termination (Vac)	
	Std. Coil	
	AG DIN 43650	
	AP 1/2 in. Conduit	
	Termination (Vdc)	
	E-Coil	
	ER Deutsch DT04-2P (IP69K Rated)	
	EY Metri-Pack® 150 (IP69K Rated)	
	Coils with internal diode are available. Consult factory.	

Model Options

SV08-44E-H-J-L

E Manual Override

CODE	DESCRIPTION
BLANK	NONE
M	Two Position Override, Red Knurled Knob

H Line Body

CODE	DESCRIPTION
0	No Body
6T	Aluminum SAE 6
6TD	Ductile Iron SAE 6
3B	Aluminum BSPP 3/8" (3)
3BD	Ductile Iron BSPP 3/8" (3)

J Seal

CODE	DESCRIPTION
N	Buna-N
V	Fluorocarbon
P	Polyurethane
U	PPDI Urethane

L Coil

CODE	DESCRIPTION
0	No Coil
10DL	10 VDC, D-Coil, Dual Lead Wires
10DR/D	10 VDC, D-Coil, Deutsch with Diode
10DS	10 VDC, D-Coil, Dual Spade
10EL	10 VDC, E-Coil, Dual Lead Wires, 18 inches long
10EL/36	10 VDC, E-Coil, Dual Lead Wires, 36 inches long
10ER	10 VDC, E-Coil, Deutsch
10ER/Z	10 VDC, E-Coil, Deutsch with Zener Diode
12DG	12 VDC, D-Coil, DIN 43650
12DL	12 VDC, D-Coil, Dual Lead Wires, 18 inches long
12DL/36	12 VDC, D-Coil, Dual Lead Wires, 36 inches long



CODE	DESCRIPTION
12DL/W	12 VDC, D-Coil, Dual Lead Wires with Weatherpak
12DL/W/D	12 VDC, D-Coil, Dual Lead Wires with Weatherpak with Diode
12DR	12 VDC, D-Coil, Deutsch
12DR/D	12 VDC, D-Coil, Deutsch with Diode
12DR/Z	12 VDC, D-Coil, Deutsch with Zener Diode
12DS	12 VDC, D-Coil, Dual Spade
12EG	12 VDC, E-Coil, DIN 43650
12EG/Z	12 VDC, E-Coil, DIN 43650 with Zener Diode
12EJ	12 VDC, E-Coil, AMP Jr.
12EJ/Z	12 VDC, E-Coil, AMP Jr. with Zener Diode
12EL	12 VDC, E-Coil, Dual Lead Wires, 18 inches long
12EL/36	12 VDC, E-Coil, Dual Lead Wires, 36 inches long
12EL/Z	12 VDC, E-Coil, Dual Lead Wires with Zener Diode
12ER	12 VDC, E-Coil, Deutsch
12ER/Z	12 VDC, E-Coil, Deutsch with Zener Diode
12EY	12 VDC, E-Coil, Metri-Pack 150
12EY/Z	12 VDC, E-Coil, Metri-Pack 150 with Zener Diode
20DG	20 VDC, D-Coil, DIN 43650
20DS	20 VDC, D-Coil, Dual Spade
20ER	20 VDC, E-Coil, Deutsch
20ER/Z	20 VDC, E-Coil, Deutsch with Zener Diode
24AG	24 VDC, D-Coil, DIN 43650
24AP	24 VDC, D-Coil, 1/2" Conduit and Dual Lead Wires
24DG	24 VDC, D-Coil, DIN 43650
24DL	24 VDC, D-Coil, Dual Lead Wires, 18 inches long
24DL/36	24 VDC, D-Coil, Dual Lead Wires, 36 inches long
24DL/W	24 VDC, D-Coil, Dual Lead Wires with Weatherpak
24DR	24 VDC, D-Coil, Deutsch
24DR/D	24 VDC, D-Coil, Deutsch with Diode
24DR/Z	24 VDC, D-Coil, Deutsch with Zener Diode
24DS	24 VDC, D-Coil, Dual Spade
24EG	24 VDC, E-Coil, DIN 43650
24EG/Z	24 VDC, E-Coil, DIN 43650 with Zener Diode
24EJ	24 VDC, E-Coil, AMP Jr.
24EL/D	24 VDC, E-Coil, Dual Lead Wires with Diode
24ER	24 VDC, E-Coil, Deutsch
24ER/Z	24 VDC, E-Coil, Deutsch with Zener Diode
24EY	24 VDC, E-Coil, Metri-Pack 150
24EY/Z	24 VDC, E-Coil, Metri-Pack 150 with Zener Diode
36DG	36 VDC, D-Coil, DIN 43650
36DS	36 VDC, D-Coil, Dual Spade
115AG	115 VAC, D-Coil, DIN 43650
115AP	115 VAC, D-Coil, 1/2" Conduit and Dual Lead Wires



CODE	DESCRIPTION
230AG	230 VAC, D-Coil, DIN 43650
230AP	230 VAC, D-Coil, 1/2" Conduit and Dual Lead Wires