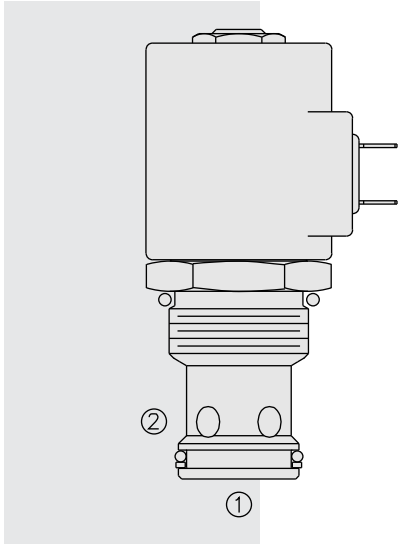


ELECTRO-PROPORTIONAL VALVES—DIRECTIONAL CONTROL

SP16-20 Poppet, 2-Way, Normally Closed



DESCRIPTION

A proportional solenoid-operated, 2-way, poppet-type, normally closed, screw-in hydraulic cartridge valve for low-leakage blocking and load-holding applications.

OPERATION

When de-energized, the **SP16-20** acts as a check valve, allowing flow from ① to ②, and blocking flow from ② to ①. When energized, the ② to ① flow path opens. Flow is proportional to current applied to the coil.

Note: If low voltage is expected on the machine, 12 or 24 volt systems will require the use of 10 volt or 20 volt coils respectively. See "SP Valves and Coil Operating Parameters," page 2.002.1.

FEATURES

- Industry-common cavity.
- Efficient wet-armature construction.
- Continuous-duty rated coils.
- Optional waterproof E-Coils rated up to IP69K.
- Manual override options.

RATINGS

Operating Pressure: 250 bar (3625 psi)

Flow: Up to 265 lpm (70 gpm); see performance curves.

Dither/Pulse Frequency: 100 to 400 Hz

Hysteresis: Less than 5% below 60% of I-max.; Less than 10% above 60% of I-max.

Maximum Control Current: 1.2 amps

Max. Internal Leakage: 5 drops per minute at rated pressure

Temperature: -40 to 120°C with standard Buna seals

Fluids: Mineral-based or synthetics with lubricating properties at viscosities of 7.4 to 420 cSt (50 to 2000 sus); See Temperature and Oil Viscosity, page 9.060.1

Filtration: See page 9.010.1; **Installation:** No Restrictions. See page 9.020.1

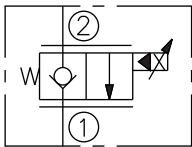
Cavity: VC16-2; See page 9.116.1; **Cavity Tool:** CT16-2XX; See page 8.600.1

Seal Kit: SK16-2X-T; See page 8.650.1

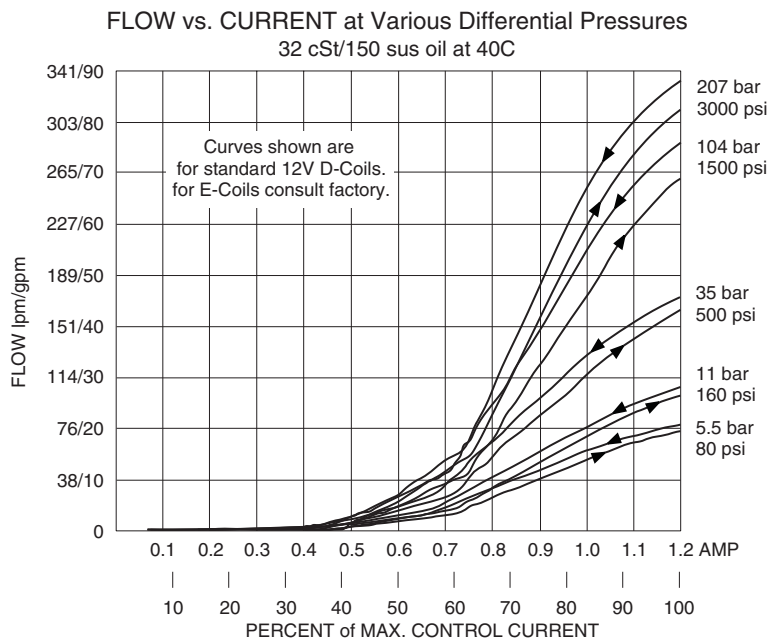
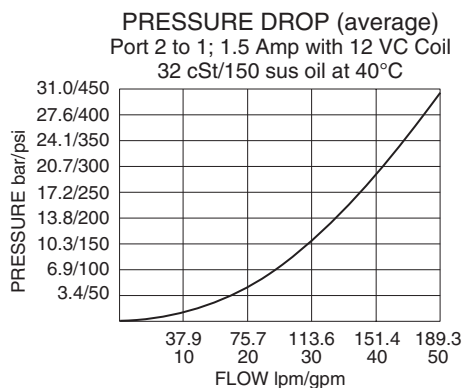
Coil Nut: Part No. 7004400; for E-coils manuf. prior to 1-1-04, see page 3.400.1.

SYMBOLS

USAS/ISO:

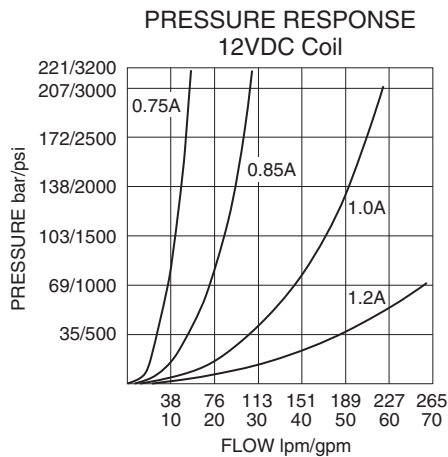


PERFORMANCE



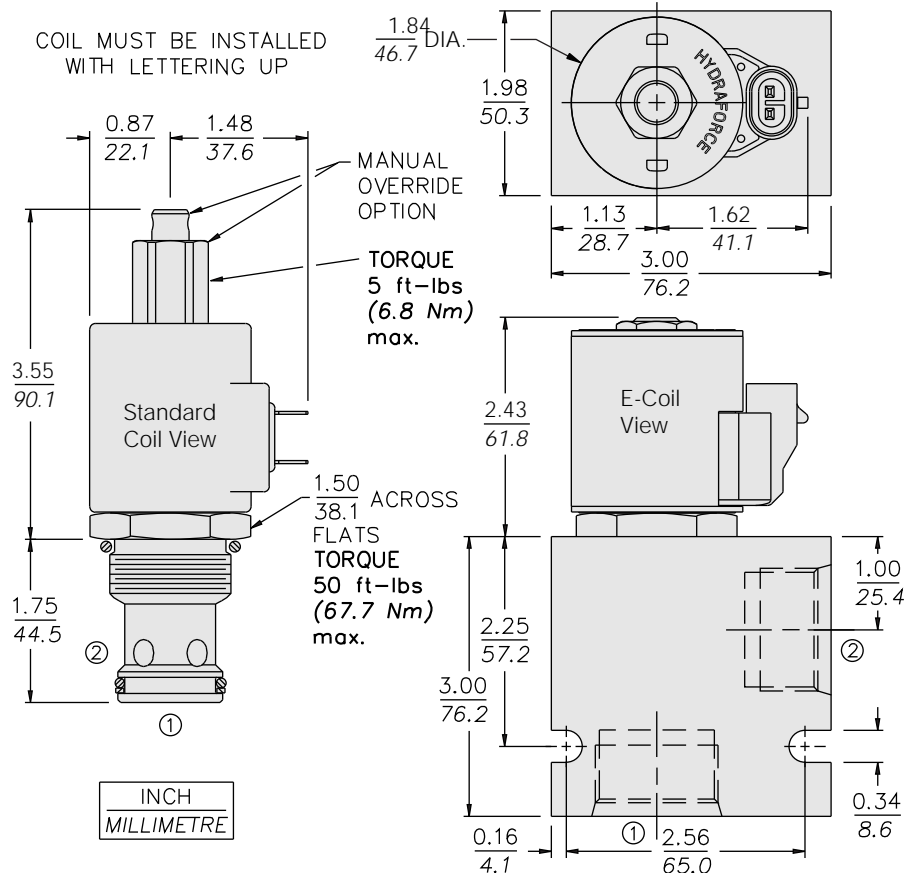
Performance information continued on following page.

PERFORMANCE (cont'd.)



Recommended Electronic Controllers:
See page 2.001.1 or our Electronics catalog.

DIMENSIONS



MATERIALS

Cartridge: Weight: 0.32 kg. (0.71 lbs.) Steel with hardened work surfaces. Zinc-plated exposed surfaces; Buna N O-rings and back-ups standard.

Standard Ported Body: Weight: 0.57 kg. (1.25 lbs.) Anodized high-strength 6061 T6 aluminum alloy, rated to 207 bar (3000 psi). Ductile iron bodies available; dimensions may differ. See page 8.016.1.

Standard Coil: Weight: 0.27 kg. (0.60 lbs.) Unitized thermoplastic encapsulated, Class H high temperature magnetwire. See page 3.200.1.

E-Coil: Weight: 0.41 kg. (0.9 lbs.) Perfect wound, fully encapsulated with rugged external metal shell. Rated up to IP69K with integral connectors.

Note: See page 3.400.1 for all E-Coil retrofit applications.

TO ORDER

SP16-20 - - - - -

Option					
None	(Blank)				
Manual Override	M				
Manual Override	Y				
Manual Override	J				
For Manual Override details see page 1.001.1					
Note: Flow performance varies with manual override options. Consult factory for details.					
Porting					
Cartridge Only	0				
SAE 12	12T				
SAE 16	16T				
3/4 in. BSP*	6B				
1 in. BSP*	8B				
*BSP Body; U.K. Mfr. Only					
Seals					
N	Buna N (Std.)				
V	Fluorocarbon				
P	Polyurethane				
Termination (VDC) Std. Coil					
DS	Dual Spades				
DG	DIN 43650				
DL	Leadwires (2)				
DL/W	Leads w/Weatherpak® Connectors				
DR	Deutsch DT04-2P				
Termination (VDC) E-Coil					
ER	Deutsch DT04-2P (IP69K Rated)				
EY	Metri-Pack® 150.2A (IP69K Rated)				
Termination (VDC)					
		Voltage			
		0	Less Coil**		
		10	10 VDC†		
		12	12 VDC		
		20	20 VDC†		
		24	24 VDC		
		**Includes Std. Coil Nut			
		†10 VDC and 20 VDC coils should be used for most continuous-duty applications. Consult factory.			
Coils with internal diode are available. Consult factory.					