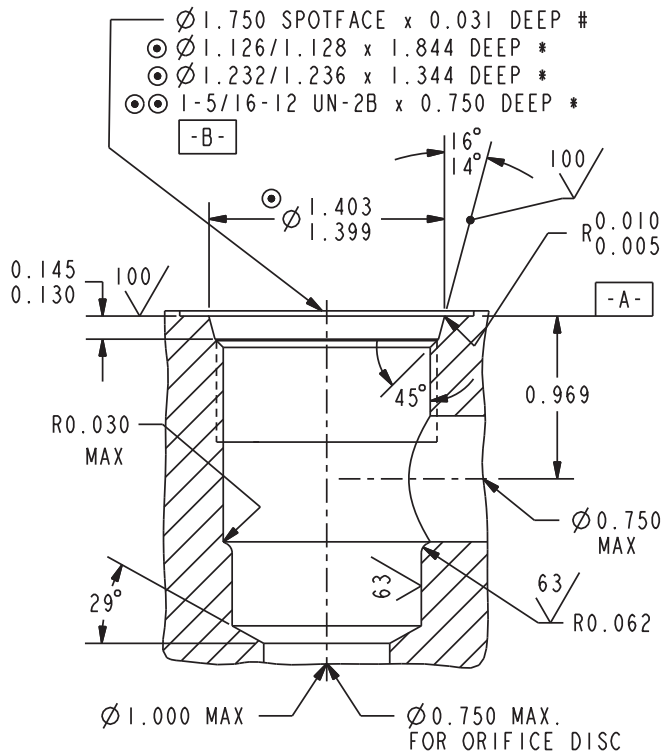


Series 16 Cartridge Cavities

VC16-2



NOTES:

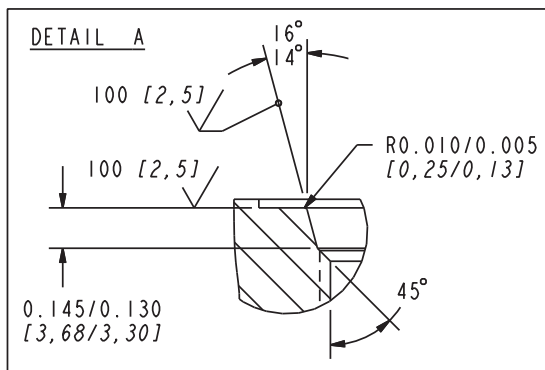
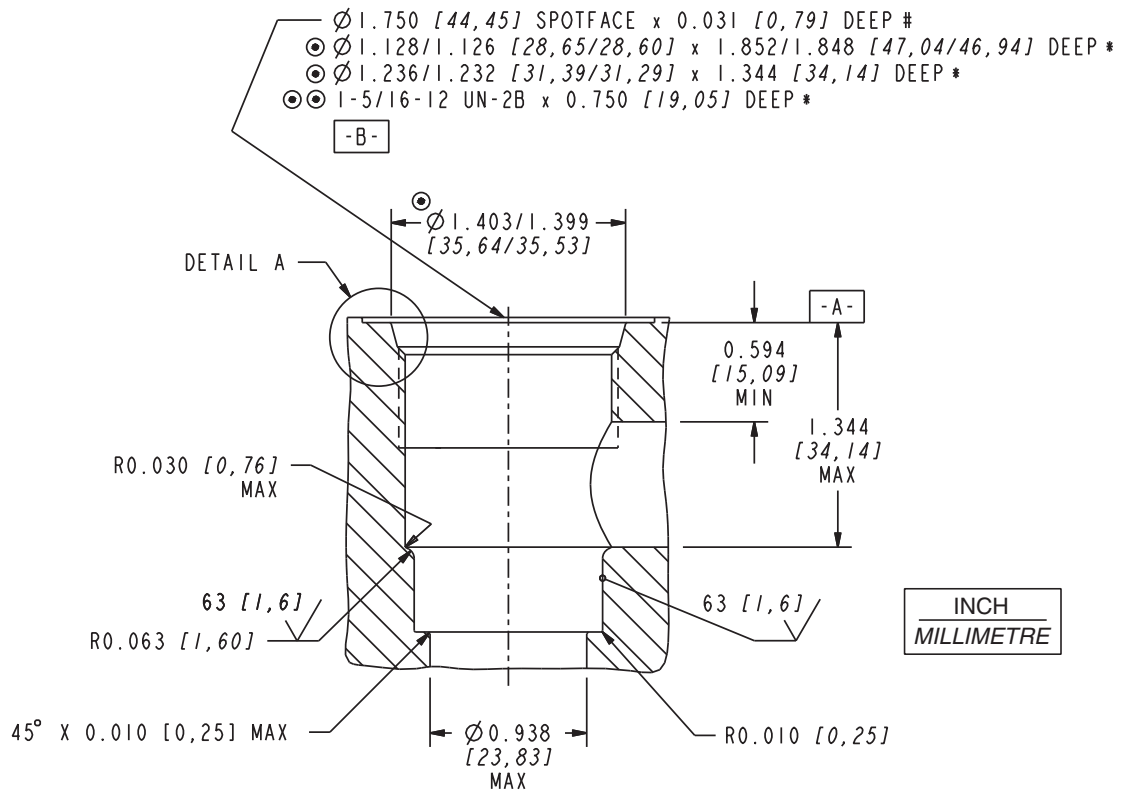
- THE ABOVE FEATURES (EXCEPT FOR PILOT DRILL AND CROSS DRILLS) CAN BE MACHINED SIMULTANEOUSLY USING HYDRAFORCE FORM TOOLS. CONSULT FACTORY.

\odot	\perp	0.001	A	$\odot \odot$	\perp	0.001	A
		∇	0.002			B	\circ

- * - DEPTHS ARE FROM DATUM $-A-$.
- # - UNLESS OTHERWISE SPECIFIED ON MACHINING DRAWING.
- UNSPECIFIED TOLERANCES ARE ± 0.005 .
- UNSPECIFIED ANGULAR DIMENSIONS $\pm 3^\circ$.

Series 16 Cartridge Cavities

HVC16-2



NOTES:

- \odot -

	0.001 [0,025]	A
/	0.002 [0,05]	B

 $\odot \odot$ -

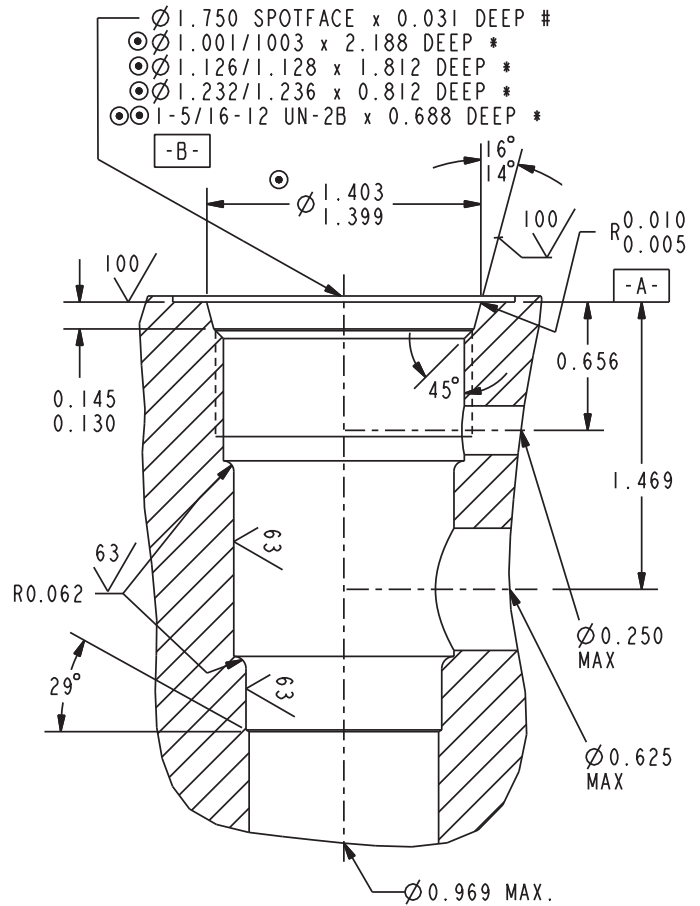
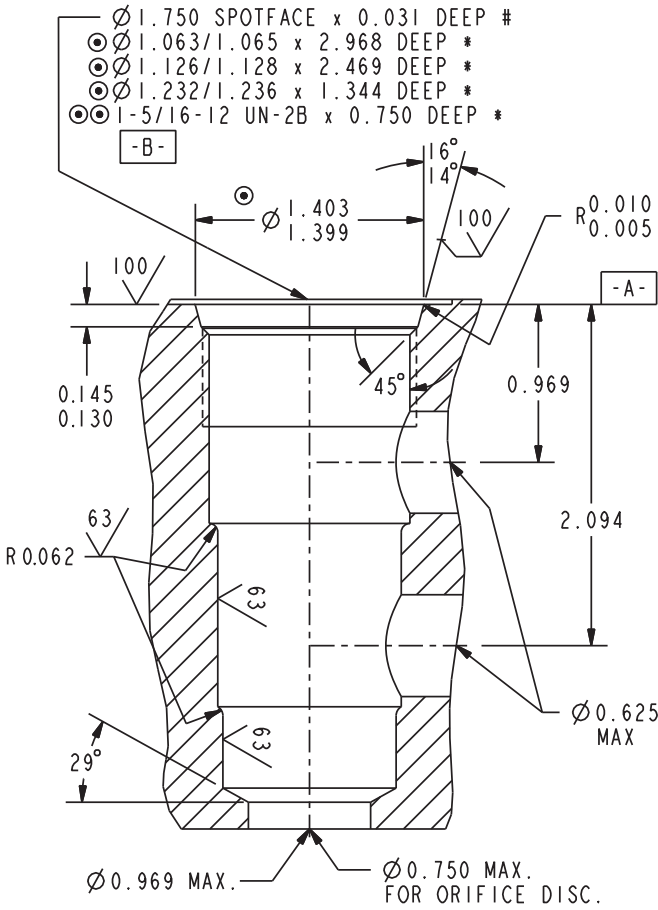
	0.001 [0,025]	A
○	0.0009 [0,023]	(PITCH DIA)

- * - DEPTHS ARE FROM DATUM -A- .
- # - UNLESS OTHERWISE SPECIFIED ON MACHINING DRAWING.
- UNSPECIFIED TOLERANCES ARE ± 0.005 [0,13].
- UNSPECIFIED ANGULAR DIMENSIONS $\pm 3^\circ$.
- SURFACE FINISH SPECIFICATIONS ARE IN MICROINCHES [MICROMETERS].

Series 16 Cartridge Cavities

VC16-3

VC16-S3

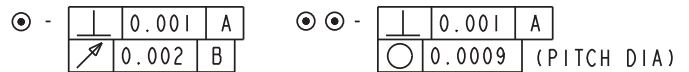


NOTES:

NOTES:

- THE ABOVE FEATURES (EXCEPT FOR PILOT DRILL AND CROSS DRILLS) CAN BE MACHINED SIMULTANEOUSLY USING HYDRAFORCE FORM TOOLS. CONSULT FACTORY.

- THE ABOVE FEATURES (EXCEPT FOR PILOT DRILL AND CROSS DRILLS) CAN BE MACHINED SIMULTANEOUSLY USING HYDRAFORCE FORM TOOLS. CONSULT FACTORY.



- * - DEPTHS ARE FROM DATUM **-A-**.
- # - UNLESS OTHERWISE SPECIFIED ON MACHINING DRAWING.
 - UNSPECIFIED TOLERANCES ARE ± 0.005 .
 - UNSPECIFIED ANGULAR DIMENSIONS $\pm 3^\circ$.

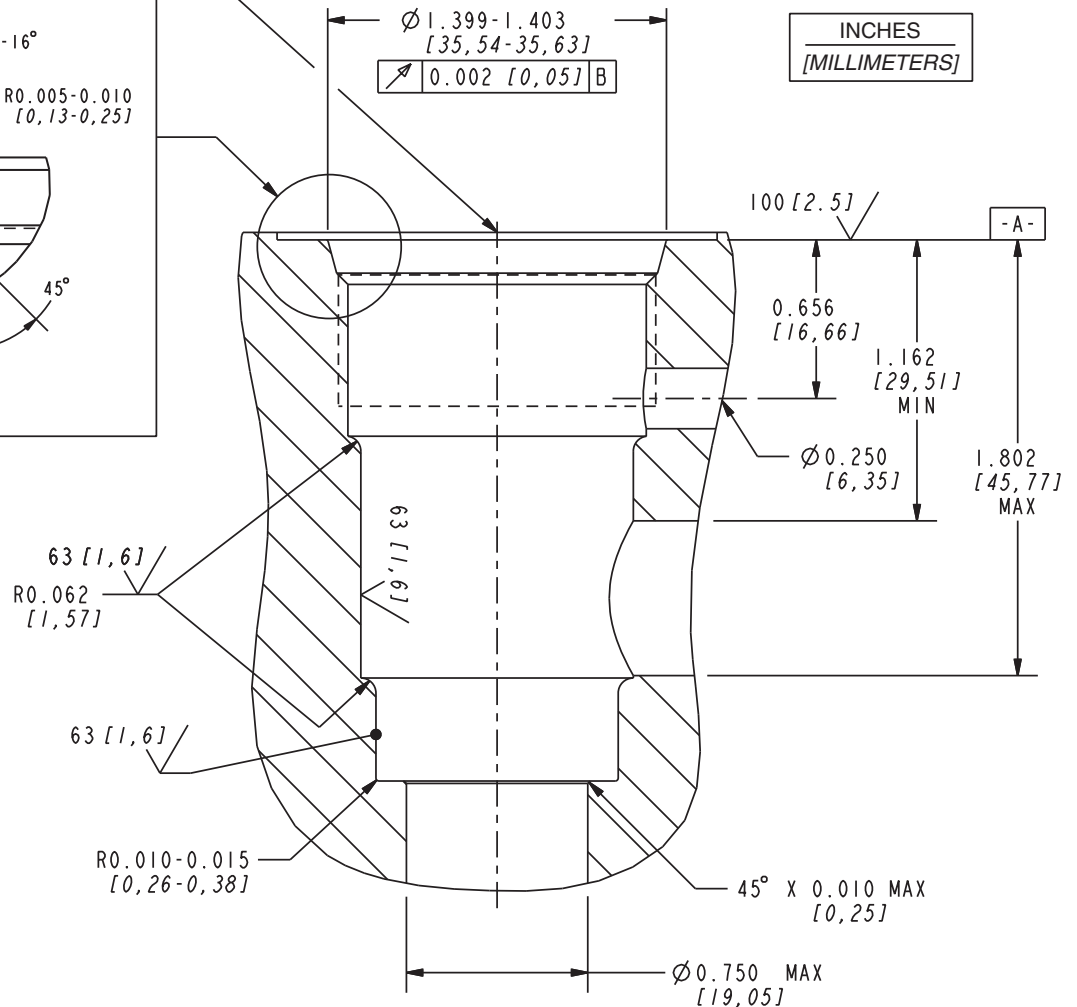
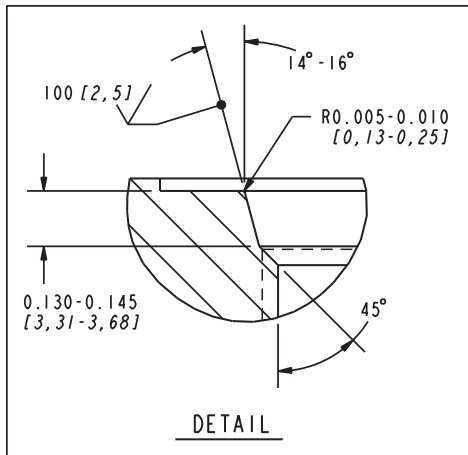
- * - DEPTHS ARE FROM DATUM **-A-**.
- # - UNLESS OTHERWISE SPECIFIED ON MACHINING DRAWING.
 - UNSPECIFIED TOLERANCES ARE ± 0.005 .
 - UNSPECIFIED ANGULAR DIMENSIONS $\pm 3^\circ$.

Series 16 Cartridge Cavities

HVC16-S3

- Ø 1.820 [46,23] SPOTFACE X 0.031 [0,79] DEEP #
- ⊙ Ø 1.001-1.003 [25,43-25,47] X 2.236-2.240 [56,80-56,89] DEEP *
- ⊙ Ø 1.126-1.128 [28,61-28,65] X 1.812 [46,02] DEEP *
- ⊙ Ø 1.232-1.236 [31,30-31,39] X 0.812 [20,62] DEEP *
- ⊙⊙ 1-5/16-12 UN-2B X 0.688 [17,48] DEEP *

-B-



NOTES:

- ⊙ -

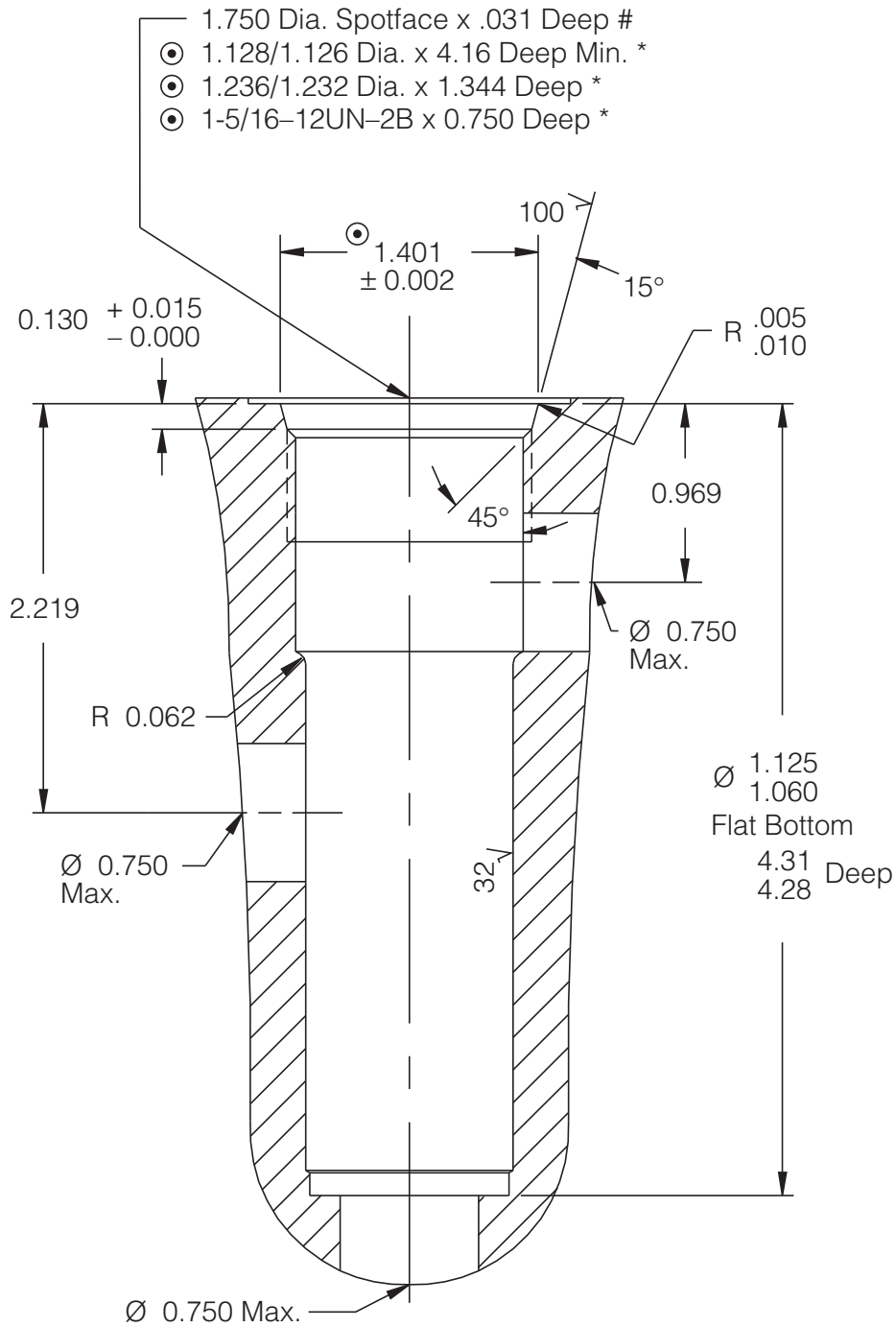
	0.001 [0,025]	A
	0.002 [0,05]	B
- ⊙⊙ -

	0.001 [0,025]	A
	0.0009 [0,023]	(PITCH DIA)

- * - DEPTHS ARE FROM DATUM -A- .
- # - UNLESS OTHERWISE SPECIFIED ON MACHINING DRAWING.
 - UNSPECIFIED TOLERANCES ARE ±0.005 [0,13] .
 - UNSPECIFIED ANGULAR DIMENSIONS ±3° .
 - SURFACE FINISH SPECIFICATIONS ARE IN MICROINCHES [MICROMETERS].

Series 16 Cartridge Cavities

VC16-PCV



The above features (except for pilot drill & cross drills) can be machined simultaneously with a form tool.

⊙ — These diameters to be concentric within 0.002 T.I.R. and perpendicular to spotface within 0.001 T.I.R.

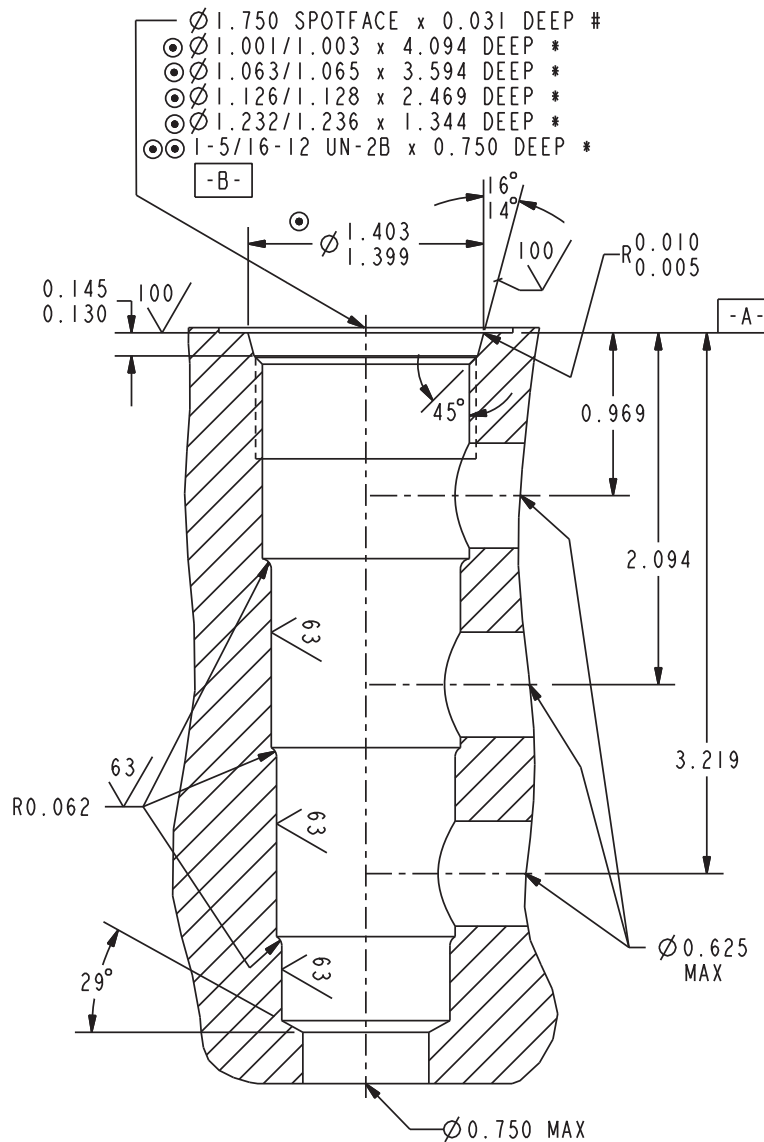
* — Depths are from spotface.

— Unless otherwise specified on machining drawing

Unspecified tolerances are ±0.005.

Series 16 Cartridge Cavities

VC16-4



NOTES:

- THE ABOVE FEATURES (EXCEPT FOR PILOT DRILL AND CROSS DRILLS) CAN BE MACHINED SIMULTANEOUSLY USING HYDRAFORCE FORM TOOLS. CONSULT FACTORY.

⊙		0.001	A	⊙ ⊙		0.001	A
		0.002	B			0.0009	(PITCH DIA)

- * - DEPTHS ARE FROM DATUM **-A-** .
- # - UNLESS OTHERWISE SPECIFIED ON MACHINING DRAWING.
- UNSPECIFIED TOLERANCES ARE ± 0.005 .
- UNSPECIFIED ANGULAR DIMENSIONS $\pm 3^\circ$.

