



Overview



Description

The **EPEC_6200** Remote Access Unit is a high-performance, programmable, control and communication unit for mobile machines. The unit has multiple uses, such as data collection and display, communication gateway, remote access or edge computing. It is fully compatible with the existing HydraForce ECU line of control units and supports GlobE remote management platform, GatE secure access solution, CODESYS 3.5 WebVisu functionality, PLCopen libraries.

An open I/O and communication interface makes it possible to connect sensors, actuators, joysticks and devices from other manufacturers to optimize the whole machine. Its heavy-duty, compact aluminum housing has three anchorage points to provide firm mounting on irregular surfaces, a SIM card slot, and programmable status LEDs.

Features

- CE Certified, complies with WEEE, European Community Directive 2002/96/EC/for waste electrical and electronic equipment, RoHS, European Community Directive 2011/65/EU restricting hazardous substances
- Robust, compact and lightweight aluminum housing
- Three-point anchorage confirms firm mounting, even on irregular surfaces
- Access your machine anywhere in the world through cellular internet access. Integrated, responsive visualization screens can be displayed in a web browser using CoDeSys WebVisu. Easy-to-use templates can be customized by the user.



Ratings

Electrical Parameters

Supply voltage	8.4 to 36 Vdc
Power consumption	3.5 W - Note: (+24 Vdc, idle), 85 W - Note: (+24 Vdc, full load)
Reference voltage output	+5 Vdc

Processor and Memory

Processor	Dual core Coretex-A9, 32-bit CPU, 792 MHz
Flash memory	4 GB or 32 GB
RAM	1024 MB - Note: DDR3
Non-volatile memory	512 kB
Operating system	Linux
Programming	CoDeSys 3.5
Diagnostics	Supply voltage Unit temperature Software cycle time REF voltage monitoring 3x signal LED - Note: Green/red/blue

Properties

Unit weight	1.2 kg (2.6 lb)
Enclosure material	Aluminum
Connectors	1x AMP23 1x mini USB 1x M12 3x SMA antenna connector
Other features	RTC real-time clock with battery Accelerometer

Environmental Ratings

Ingress protection class	IP67 - Note: With all connectors plugged in or suitably capped
--------------------------	---

Network

Communications interfaces	CAN 2.0 2 or 6 ports RS-232 serial USB Ethernet GSM/UMTS/LTE/WLAN/GPS/GLONASS
---------------------------	---

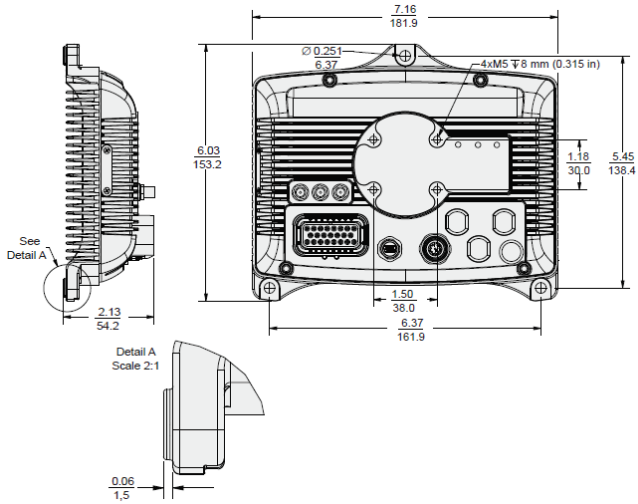
I/O

Flexible I/O Pins

DO/DI	2
AI/DI	1
DI	2






Dimensions





Variants Table

Functional Version	6200-223 	6200-268 	6200-269 
Antenna for GSM/UMTS/LTE	x	x	x
Antenna for WLAN	x	x	x
Antenna for GPS/GLONASS	x	x	x
Antenna for LTE Diversity	x	x	x
CAN	2	6	6
RS-232	1	1	1
USB	1	1	1
Ethernet	2	2	2
SIM slot	x	x	x
5 V REF	1	1	1
Accelerometer			x
DO/DI	2	2	2
AI/DI	1	1	1
DI	2	2	2
Connectors	1xAMP23 1xmini-B USB (M12) 1xM12 4xSMA	1xAMP23 1xmini-B USB (M12) 3xM12 4xSMA	1xAMP23 1xmini-B USB (M12) 3xM12 4xSMA
Flash	4 GByte	32 GByte	
RAM	1024 MByte		
NVRAM	512 kByte		
NVRAM Type	MRAM		
Processor	32 bit CPU 792 MHz, Includes GPU	32 bit QuadCore CPU 792 MHz, Includes GPU	
IP Class	IP67		
OVP	70 VDC		
Temperature range	-30... +60 Å°C -22...+140 Å°F		
CODESYS version	3.5		
Supported CAN higher layer protocols	CANopen SAE J1939		

To Order

HF Part no.	EPEC Model	Description
4002995	M30M6200-223	CoDeSys v3.5, Web Visu, 4G LTE, 4 GB, 2 CAN ports
4002996	M30M6200-268	CoDeSys v3.5, Web Visu, 4G LTE, 32 GB, 6 CAN ports
4002997	M30M6200-269	CoDeSys v3.5, Web Visu, 4G LTE, 4 GB, 6 CAN ports, Accelerometer

Mating connector: 23-pin AMPseal Part No. 4000360