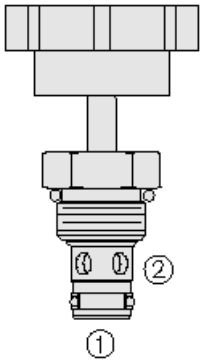




Overview



Description

A screw in, cartridge style, variable orifice, hydraulic flow metering valve.

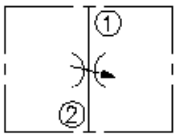
Operation

It is intended for applications requiring fine adjustment over multiple turns.

Features

- Adjustments cannot be backed out of the valve.
- Hardened parts for long life.
- Fine/Low-effort adjustment.
- Positive shut-off.
- Compact, industry-common cavity.

Symbol



Ratings

Flow Ratings

Flow rating 15 gpm - **Note:** At 250 psid at full open (5.5 turns) 250 psid
 Maximum internal leakage 3 drops/min - **Note:** Max. At shut off

Pressure Ratings

Pressure rating 3500 psi

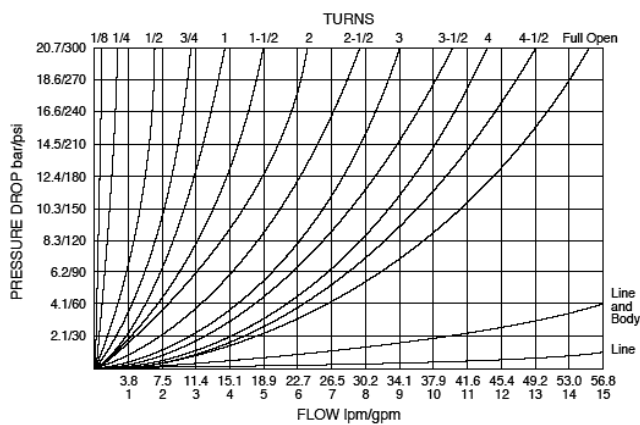
Temperature Ratings

Operating fluid temperature -40 to 120 °C (-40 to 248 °F)

Properties

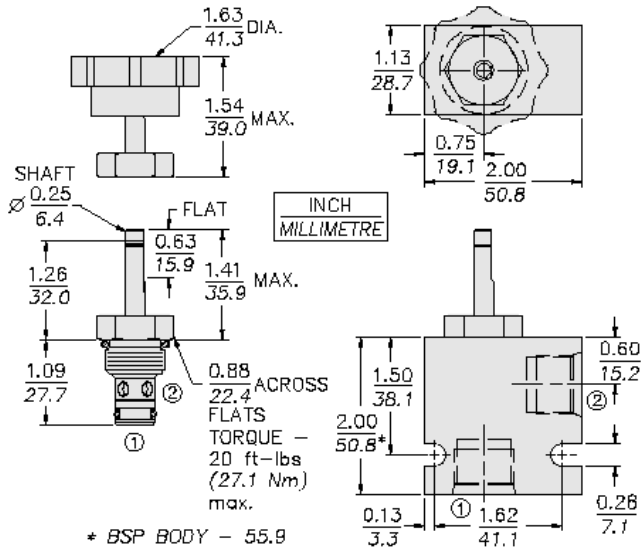
Operating torque required 4 in-lb - **Note:** At 3500 psi

Performance





Dimensions

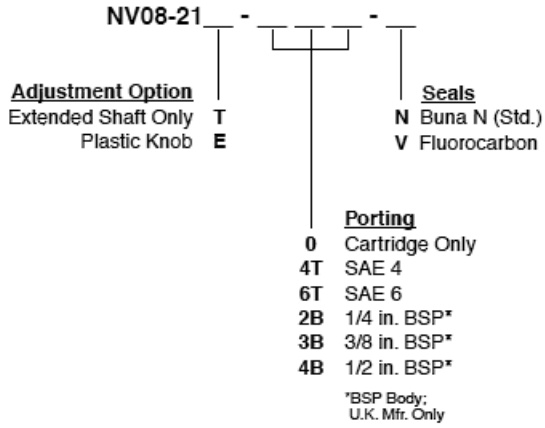


Accessories

Seals



Order Code



Model Options

NV08-21F-H-J

F Adjustment Option

CODE	DESCRIPTION
E	Plastic Knob
T	Extended Shaft Only

H Line Body

CODE	DESCRIPTION
0	No Body
4T	Aluminum SAE 4
6T	Aluminum SAE 6
8T	Aluminum SAE 8
6TD	Ductile Iron SAE 6
8TD	Ductile Iron SAE 8
2B	Aluminum BSPP 1/4" (2)
3B	Aluminum BSPP 3/8" (3)
3BD	Ductile Iron BSPP 3/8" (3)

J Seal

CODE	DESCRIPTION
N	Buna-N
V	Fluorocarbon
P	Polyurethane
U	PPDI Urethane