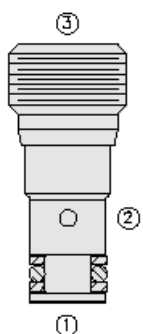




Overview



Description

The LS04-B30 is a load-shuttling, screw-in, cartridge style, hydraulic check valve for use in blocking circuits where a priority of flow/direction is given to a higher pressure circuit over a lower one.

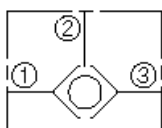
Operation

The LS04-B30 will allow flow from the higher pressure of port 1 or port 3 to the port 2. The valve is commonly used to direct oil from the pressure side of a bidirectional hydraulic motor to a pressure- released hydraulic brake. It CAN also be used as a load-sense signaling valve.

Features

- Rapid response to load direction changes.
- Miniature size.

Symbol



Ratings

Pressure Ratings

Pressure rating 241 bar (3500 psi)

Flow Ratings

Flow rating 5.68 lpm (1.5 gpm)

Maximum internal leakage 5 drops/min - **Note:** Max at 207 bar (3000 psi)

Temperature Ratings

Operating fluid temperature	-40 to 100 °C (-40 to 212 °F)	- Note: With buna N seals
	-26 to 204 °C (-15 to 400 °F)	- Note: With fluorocarbon seals
	-54 to 107 °C (-65 to 225 °F)	- Note: With polyurethane seals
Storage temperature	-40 to 70 °C (-40 to 160 °F)	
Ambient temperature	-40 to 70 °C (-40 to 160 °F)	

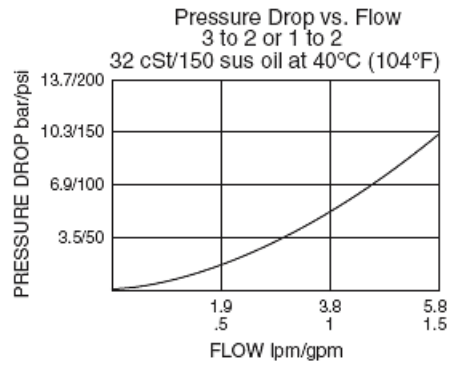
Operating Parameters

Fluids	Mineral based or synthetic hydraulic fluid with lubricating properties
Fluid viscosity range	7.4 to 420 cSt
Maximum operating contamination level	20/18/14 per ISO 4406

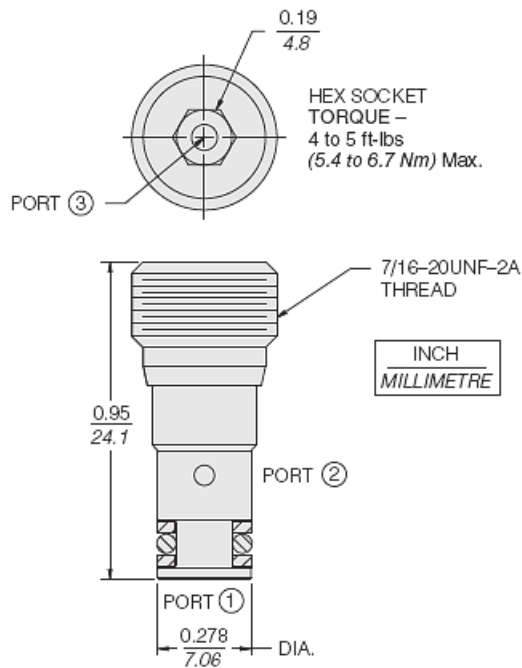
Properties

Unit weight	0.01 kg (0.02 lb)
Internal wetted surface area	15.7 cm ² (2.43 in ²)

Performance



Dimensions



Installation Specifications

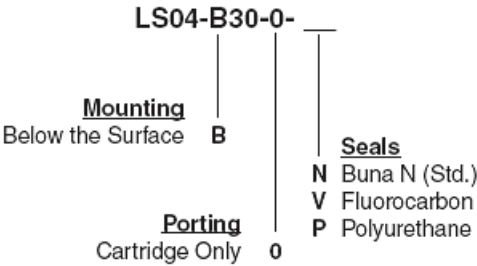
Cavity	VC04-B3
Cartridge installation torque	5.4 to 6.8 N-m (4 to 5 ft-lb)
Maximum allowable torque	16.3 N-m (12 ft-lb)
Orientation restriction	None

Accessories

Seal kit	SK04-B3X-M	- Note: X = seal option
----------	------------	--------------------------------



Order Code



Model Options

LS04-B30-H-J

H Line Body

CODE	DESCRIPTION
0	No Body

J Seal

CODE	DESCRIPTION
N	Buna-N
V	Fluorocarbon
P	Polyurethane
U	PPDI Urethane