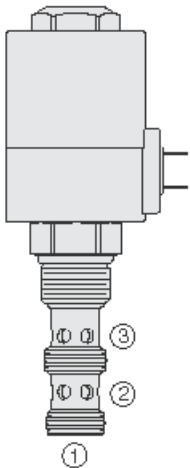




Overview



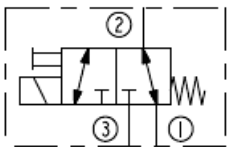
Description

A solenoid operated, two position, three way, direct acting spool valve. When de-energized, the SV12-34X allows flow from port 2 to port 1, while blocking flow at port 3. When energized, the spool shifts to open from port 3 to port 2 while blocking port 1. While port 1 may be fully pressurized, it is not intended to be used as an inlet.

Features

- Manual override options.
- Continuous-duty rated coil.
- Hardened precision spool and cage for long life.
- Optional coil voltages and terminations.
- All ports may be fully pressurized.
- Heavy-duty waterproof E-Coils rated up to IP69K.

Symbol



Ratings

Pressure Ratings

Pressure rating	See performance chart
Proof pressure	483 bar (7000 psi)
Burst pressure	690 bar (10000 psi)

Flow Ratings

Flow rating	- Note: See performance chart	
Maximum internal leakage	410 ml/min (25 in ³ /min) 3.5.15m-1986	- Note: Max at 241 bar (3500 psi); per NFPA/t 3.5.15m-1986

Other Ratings

Cycle life	1 million cycles at rated pressure and flow	
Response	60 ms	- Note: Pull-in, indication of shift with nominal voltage
	35 ms	- Note: Drop-out, indication of shift with nominal voltage
	100 ms	- Note: Pull-in, per NFPA/T3.5.30-19XX
	80 ms	- Note: Drop-out, per NFPA/T3.5.30-19XX
Environmental rating	Ip67 (with integral connectors)	

Temperature Ratings

Operating fluid temperature	-40 to 100 °C (-40 to 212 °F)	- Note: With buna N seals
	-26 to 204 °C (-15 to 400 °F)	- Note: With viton seals
	-54 to 107 °C (-65 to 225 °F)	- Note: With polyurethane seals
Storage temperature	-40 to 70 °C (-40 to 160 °F)	
Ambient temperature	-40 to 70 °C (-40 to 160 °F)	

Operating Parameters

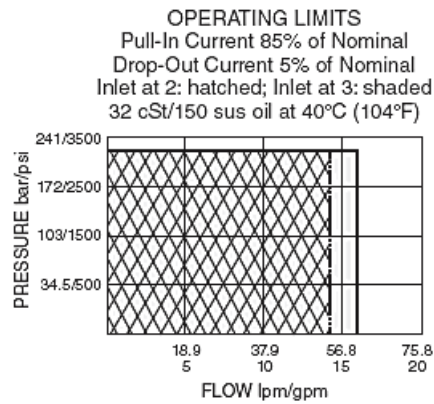
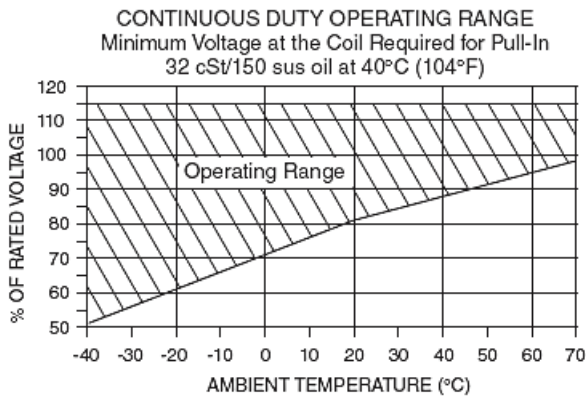
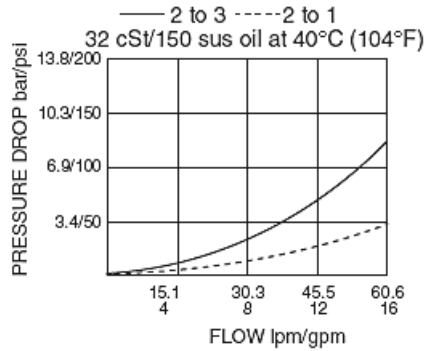
Fluids	Mineral based or synthetic hydraulic fluid with lubricating properties
Fluid viscosity range	7.4 to 420 cSt
Maximum operating contamination level	20/18/14 per ISO 4406



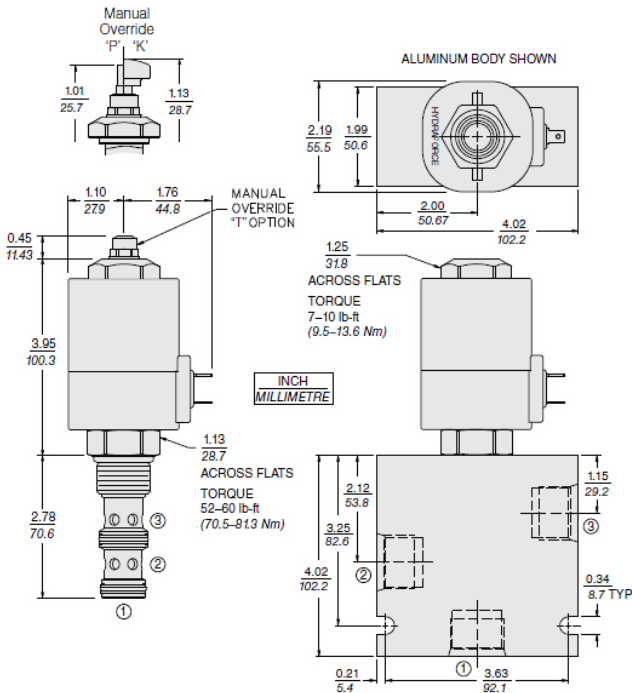
Properties

Unit weight	0.39 kg (0.87 lb)
Internal wetted surface area	330 cm ² (51.2 in ²)

Performance



Dimensions





Installation Specifications

Cavity	VC12-3
Cartridge installation torque	70.5 to 81.4 N-m (52 to 60 ft-lb)
Coil nut torque	9.5 to 13.6 N-m (7 to 10 ft-lb)
Orientation restriction	None

Accessories

Seal kit SK12-3X-MM - **Note:** X = seal option

Order Code

SV12-34 - - -

Option	(Blank)				
Manual Override without Knob	P	Voltage	0 Less Coil	Terminations (Vdc)	EL Leadwires (2), IP65 Rated
Manual Override with Knob	K	12 12 Vdc	12 12 Vdc	ES Dual Spades, IP65 Rated	EG DIN 43650, IP65 Rated
Manual Override Threaded with Detent	T	24 24 Vdc		EW Leads w/Weather-Pack® Connector, IP65 Rated	EY Metri-Pack® 150 Connector, IP69K Rated
Porting				ER Deutsch Connector, IP69K Rated	
Cartridge Only	0	Seals	N Buna N (Std.)		
SAE 12	12T	V Fluorocarbon			
3/4 in. BSP*	6B	P Polyurethane			

*BSP Body; U.K. Mfrs. Only

Coils with internal diode are available. Consult factory.
Other coil voltages may be available for OEM applications. Consult factory.

Model Options

SV12-34E-H-J-L

E Manual Override

CODE	DESCRIPTION
BLANK	NONE
K	Momentary Push Override, Knob
P	Momentary Push Override, Button
T	Variable Position Override, Slotted Screw

H Line Body

CODE	DESCRIPTION
0	No Body
8T	Aluminum SAE 8
10T	Aluminum SAE 10
12T	Aluminum SAE 12
12TD	Ductile Iron SAE 12
6B	Aluminum BSPP 3/4" (6)

J Seal

CODE	DESCRIPTION
N	Buna-N
V	Fluorocarbon
P	Polyurethane
U	PPDI Urethane

L Coil

CODE	DESCRIPTION
0	No Coil
12EG	12 VDC, E-Coil, DIN 43650



CODE	DESCRIPTION
12EL	12 VDC, E-Coil, Dual Lead Wires
12EL/W	12 VDC, E-Coil, Dual Lead Wires with WeatherPak
12ER	12 VDC, E-Coil, Deutsch
12ER/Z	12 VDC, E-Coil, Deutsch with Zener Diode
12ES	12 VDC, E-Coil, Dual Spade
12EY	12 VDC, E-Coil, Metri-Pack 150
24EG	24 VDC, E-Coil, DIN 43650
24ER	24 VDC, E-Coil, Deutsch
24ER/Z	24 VDC, E-Coil, Deutsch with Zener Diode
24ES	24 VDC, E-Coil, Dual Spade