

Single counterbalance


A-VBSO-SE-30-SAF

08.47.72 - X - Y - Z

RE 18307-42

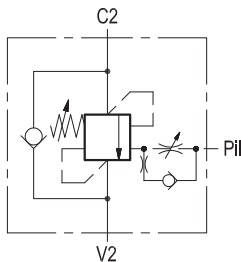
Edition: 03.2016

Replaces: 04.2010



Description

When pressure at V2 rises above the spring bias pressure, the check seat is pushed away from the piston and flow is allowed from V2 to C2. When load pressure at C2 rises above the pressure setting, the direct operated, differential area, relief function is activated and flow is relieved from C2 to V2. With pilot pressure at Pil, the pressure setting is reduced in proportion to the stated ratio of the valve, until opening and allowing flow from C2 to V2. The spring chamber is drained to V2, and any back-pressure at V2 is additive to the pressure setting in all functions.



Technical data

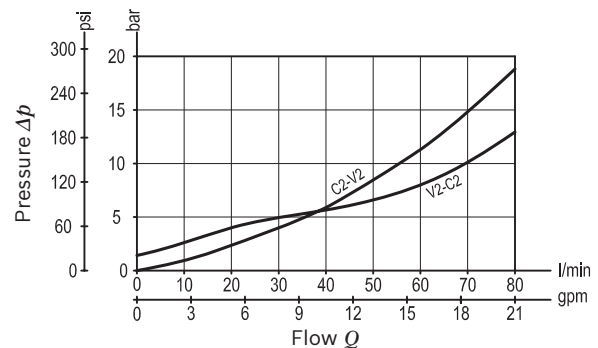
Max. operating pressure	410 bar (5945 psi)
Max. flow	80 l/min. (21 gpm)
Weight	1.2 kg (2.7 lbs)
Manifold material	Zinc plated steel
Fluid	Mineral oil (HL, HLP) according DIN 51524
Fluid temperature range	-30 °C to 100 (-22 to 212 °F)
Viscosity range	5 to 800 mm ² /s (cSt)
Recommended degree of fluid contamination	Class 19/17/14 according to ISO 4406
Other technical data	see data sheet 18350-50

Relief setting: at least 1.3 times the load induced pressure.

The pilot line includes adjustable hydraulic damping, for fine tuning of stability and response.

Note: for applications outside these parameters, please consult us.

Characteristic curve



Ordering code

	08.47.72	X	Y	Z
Single counterbalance				
Pilot ratio				
03	4.2 : 1			

	SPRINGS		
	Adj. pressure range bar (psi)	Pres. increase bar/turn (psi/turn)	Std. setting Q=5 (l/min) bar (psi)
20	130-320 (1900-4650)	94 (1363)	280 (4000)

Pressure setting up to 410 bar: code on request.

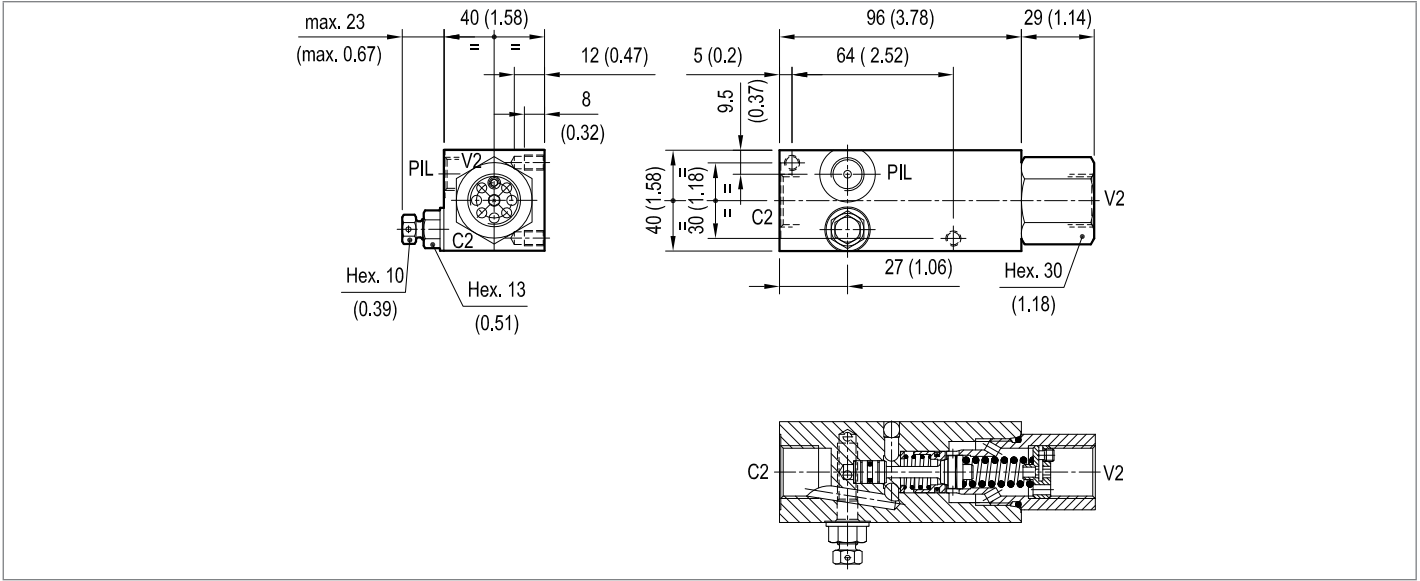
Port sizes	V1	V2	Pil
03	G 1/2	G 1/2	G 1/4

Preferred types

Type	Material number
084772030320000	R930003728

Type	Material number

Dimensions



The adjusting screw can be completely unscrewed. Do not exceed the indicated protrusion range of the adjusted screw.

Bosch Rexroth Oil Control S.p.A.

Via Leonardo da Vinci 5
P.O. Box no. 5
41015 Nonantola – Modena, Italy
Tel. +39 059 887 611
Fax +39 059 547 848
compact-hydraulics-pib@boschrexroth.com
www.boschrexroth.com/compacthydraulics

© This document, as well as the data, specifications and other information set forth in it, are the exclusive property of Bosch Rexroth Oil Control S.p.a.. It may not be reproduced or given to third parties without its consent. The data specified above only serve to describe the product. No statements concerning a certain condition or suitability for a certain application can be derived from our information. The information given does not release the user from the obligation of own judgment and verification. It must be remembered that our products are subject to a natural process of wear and aging. Subject to change.