



**Overview**

**Description**

Magnet wire wound on a molded 30% glass filled bobbin framed in steel and encapsulated with 30% glass filled polyester resin. Coil impregnated with anerobic sealant.

**Ratings**

**Properties**

Magnet wire	U.S. class H 180 °C (356 °F) minimum rating
Mating connector	DT06-2S-P012 - <b>Note:</b> DEUTSCH DT04-2P DELPHI/PACKARD number 12010973 - <b>Note:</b> Weather-Pack 2 terminal male, lead wires 18 AWG

**Electrical Parameters**

Coil resistance	4.83 ohm ±3%	- <b>Note:</b> At 20 °C (68 °F), 10 Vdc coil
	7.2 ohm ±3%	- <b>Note:</b> At 20 °C (68 °F), 12 Vdc coil
	19.0 ohm ±5%	- <b>Note:</b> At 20 °C (68 °F), 20 Vdc coil
	28.8 ohm ±5%	- <b>Note:</b> At 20 °C (68 °F), 24 Vdc coil
	64.8 ohm ±5%	- <b>Note:</b> At 20 °C (68 °F), 36 Vdc coil
	568 ohm	- <b>Note:</b> At 20 °C (68 °F), 115 Vdc coil
Coil initial current draw	2304 ohm	- <b>Note:</b> At 20 °C (68 °F), 230 Vdc coil
	2.07 A	- <b>Note:</b> 10 Vdc coil
	1.67 A	- <b>Note:</b> 12 Vdc coil
	1.05 A	- <b>Note:</b> 20 Vdc coil
	0.83 A	- <b>Note:</b> 24 Vdc coil
	0.56 A	- <b>Note:</b> 36 Vdc coil
	0.17 A	- <b>Note:</b> 115 Vac coil
Coil initial power consumption	0.09 A	- <b>Note:</b> 230 Vac coil
	20 W	

**Bidirectional Zener Diode Parameters**

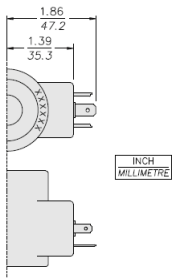
Maximum clamping voltage	45.7 V	- <b>Note:</b> 12 Vdc coil
	64.8 V	- <b>Note:</b> 24 Vdc coil
Maximum peak pulse current	13.2 A	- <b>Note:</b> 12 Vdc coil
	9.3 A	- <b>Note:</b> 24 Vdc coil
Reverse standoff voltage	28.2 V	- <b>Note:</b> 12 Vdc coil
	40.2 V	- <b>Note:</b> 24 Vdc coil
Maximum reverse leakage	5.0 µA	- <b>Note:</b> 12, 24 Vdc coil
Breakdown voltage	31.4 to 34.7 V	- <b>Note:</b> 12 Vdc coil
	44.7 to 49.4 V	- <b>Note:</b> 24 Vdc coil
Diode part number	6110163	- <b>Note:</b> 12 Vdc coil (ref)
	4000063	- <b>Note:</b> 24 Vdc coil (ref)

**Unidirectional Diode Parameters**

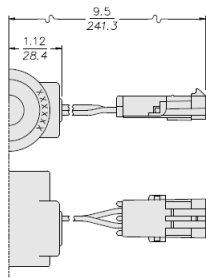
Average forward current	3.0 A	- <b>Note:</b> Maximum, 12 Vdc coil
	1 A	- <b>Note:</b> Maximum, 24 Vdc coil
Maximum repetitive peak reverse voltage	50 V	- <b>Note:</b> 12 Vdc coils
	400 V	- <b>Note:</b> 24 Vdc coils



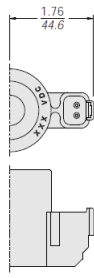
**Dimensions**



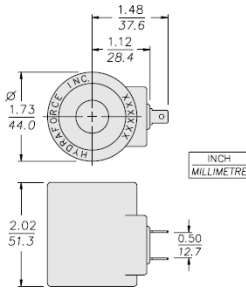
**G**  
DIN 43650  
Connector  
Pins 1 and 2 are not  
polarity-sensitive.  
Ground pin is not used.



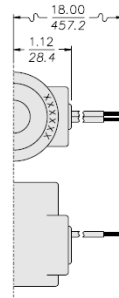
**W**  
Dual 18 Gauge Leads with  
Weather Pack® Connector  
For use with Packard  
part no. 12015792 female plug



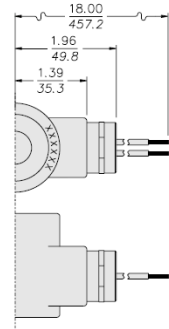
**DR**  
Integral Deutsch  
Connector  
DR Models without Diode  
DR/D Models with Diode  
DR/Z Models with Zener Diode



**S**  
Dual Spades  
SAE J858a



**L**  
Dual Leads  
18 Gauge  
Optional 36-inch leads  
available. Consult factory.



**P**  
1/2" Conduit &  
18 Gauge Leads



## Coil Part Numbers

Model code	Part no.	Voltage	Connector	IP rating	Diode
24AG	6366024	24	DIN 43650		
115AG	6366115	115	DIN 43650		
230AG	6366230	230	DIN 43650		
24AP	6365024	24	1/2-14 NPT internal thread		
115AP	6365115	115	1/2-14 NPT internal thread		
230AP	6365230	230	1/2-14 NPT internal thread		
10DG	6356010	10	DIN 43650		
12DG	6356012	12	DIN 43650		
24DG	6356024	24	DIN 43650		
10DL	6352010	10	Dual leads/no connector		
12DL	6352012	12	Dual leads/no connector		
12DL	6357012	12	Dual leads/no connector		
24DL	6352024	24	Dual leads/no connector		
12DL/W	6359412	12	Dual leads/no connector		
24DL/W	6359424	24	Dual leads/no connector		
12DL/W/D	6359732	12	Dual leads/no connector		Ultra-fast diode
24DL/W/D	6359739	24	Dual leads/no connector		Ultra-fast diode
24DP	6355024	24	1/2-14 NPT internal thread		
12DR	4301612	12	Deutsch DT04-2P		
24DR	4301624	24	Deutsch DT04-2P		
10DR/D	4301891	10	Deutsch DT04-2P		Ultra-fast diode
12DR/D	4301892	12	Deutsch DT04-2P		Ultra-fast diode
20DR/D	4301893	20	Deutsch DT04-2P		Ultra-fast diode
24DR/D	4301894	24	Deutsch DT04-2P		Ultra-fast diode
12DR/Z	4301862	12	Deutsch DT04-2P		Bidirectional zener diode
10DS	6351010	10	Dual spade		
12DS	6351012	12	Dual spade		
20DS	6351020	20	Dual spade		
24DS	6351024	24	Dual spade		
36DS	6351036	36	Dual spade		