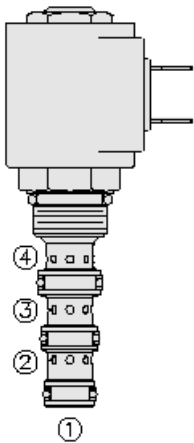




Overview



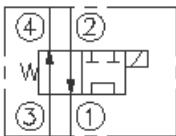
Description

This valve is a direct-acting 2 position, 4 way directional control. It is a screw in cartridge type for use with general purpose hydraulic fluids

Features

- Continuous-duty rated coil.
- Hardened precision spool and cage for long life.
- Optional coil voltages and terminations.
- Efficient wet-armature construction.
- Cartridges are voltage interchangeable.
- All ports may be fully pressurized.
- Unitized, molded coil design.
- Manual override option.
- Optional waterproof E&C Coils rated up to IP69K.
- Industry-common cavity
- Compact size.

Symbol



Ratings

Pressure Ratings

| | | |
|-----------------|--------------------|------------------------|
| Pressure rating | 207 bar (3000 psi) | |
| Proof pressure | 241 bar (3500 psi) | - Note: SV08-30 |
| Burst pressure | 620 bar (9000 psi) | - Note: SV08-30 |

Flow Ratings

| | | |
|--------------------------|-------------------------------------|--|
| Flow rating | 11.4 lpm (3 gpm) | |
| Maximum internal leakage | 82 ml/min (10 in ³ /min) | - Note: Tested at port 3 to 1 with 2 and 4 blocked 207 bar (3000 psi) |

Temperature Ratings

| | | |
|-----------------------------|-------------------------------|----------------------------------|
| Operating fluid temperature | -40 to 100 °C (-40 to 212 °F) | - Note: With buna N seals |
| Storage temperature | -40 to 70 °C (-40 to 160 °F) | |
| Ambient temperature | -40 to 70 °C (-40 to 160 °F) | |

Operating Parameters

| | |
|---------------------------------------|--|
| Fluids | Mineral based or synthetic hydraulic fluid with lubricating properties |
| Fluid viscosity range | 7.4 to 420 cSt |
| Maximum operating contamination level | 20/18/14 ISO 4406 |

Properties

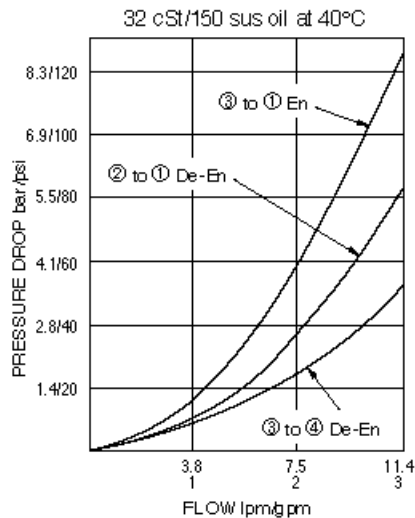
| | |
|------------------------------|---|
| Unit weight | 0.10 kg (0.23 lb) |
| Internal wetted surface area | 122.6 cm ² (19.0 in ²) |

Electrical Parameters

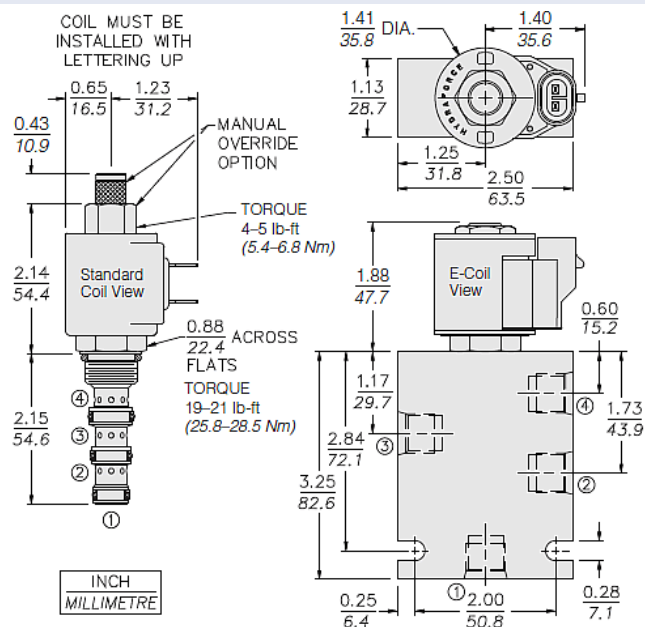
| | |
|------------------|----------------------------------|
| Pull in voltage | 85% of nominal at 40 °C (104 °F) |
| Drop out voltage | 5% of nominal |



Performance



Dimensions



Materials

Materials

Cartridge: Weight: 0.13 kg (0.28 lb); Steel with hardened work surfaces. Zinc-plated exposed surfaces; Buna N O-rings and back-ups standard.

Standard Ported Body: Weight: 0.27 kg (0.60 lb); Anodized high-strength 6061 T6 aluminum alloy, rated to 207 bar (3000 psi); Ductile iron bodies available; dimensions may differ.

Standard D-Coil: Weight each: 0.11 kg (0.25 lb); Unitized thermoplastic encapsulated, Class H high temperature magnet wire.

E-Coil: Weight: 0.14 kg (0.3 lb); Perfect wound, fully encapsulated with rugged external metal shell; Rated up to IP69K with integral connectors.

Installation Specifications

| | |
|-------------------------------|-----------------------------------|
| Cavity | VC08-4 |
| Cartridge installation torque | 25.8 to 28.5 N-m (19 to 21 ft-lb) |
| Coil nut torque | 5.4 to 6.8 N-m (4 to 5 ft-lb) |
| Orientation restriction | None |



Accessories

| | |
|----------|-------------|
| Seal kit | SK08-4N-MMM |
| Housings | |
| Coils | |

Order Code

| POSITION | CODE | DESCRIPTION |
|----------|----------|--|
| | | SV08-44E-H-J-L |
| E | | Manual Override |
| E | BLANK | NONE |
| E | M | Two Position Override, Red Knurled Knob |
| H | | Line Body |
| H | 0 | No Body |
| H | 6T | Aluminum SAE 6 |
| H | 6TD | Ductile Iron SAE 6 |
| H | 3B | Aluminum BSPP 3/8" (3) |
| H | 3BD | Ductile Iron BSPP 3/8" (3) |
| J | | Seal |
| J | N | Buna-N |
| J | V | Fluorocarbon |
| J | P | Polyurethane |
| J | U | PPDI Urethane |
| L | | Coil |
| L | 0 | No Coil |
| L | 10DL | 10 VDC, D-Coil, Dual Lead Wires |
| L | 10DR/D | 10 VDC, D-Coil, Deutsch with Diode |
| L | 10DS | 10 VDC, D-Coil, Dual Spade |
| L | 10EL | 10 VDC, E-Coil, Dual Lead Wires, 18 inches long |
| L | 10EL/36 | 10 VDC, E-Coil, Dual Lead Wires, 36 inches long |
| L | 10ER | 10 VDC, E-Coil, Deutsch |
| L | 10ER/Z | 10 VDC, E-Coil, Deutsch with Zener Diode |
| L | 12DG | 12 VDC, D-Coil, DIN 43650 |
| L | 12DL | 12 VDC, D-Coil, Dual Lead Wires, 18 inches long |
| L | 12DL/36 | 12 VDC, D-Coil, Dual Lead Wires, 36 inches long |
| L | 12DL/W | 12 VDC, D-Coil, Dual Lead Wires with Weatherpak |
| L | 12DL/W/D | 12 VDC, D-Coil, Dual Lead Wires with Weatherpak with Diode |
| L | 12DR | 12 VDC, D-Coil, Deutsch |
| L | 12DR/D | 12 VDC, D-Coil, Deutsch with Diode |
| L | 12DR/Z | 12 VDC, D-Coil, Deutsch with Zener Diode |
| L | 12DS | 12 VDC, D-Coil, Dual Spade |
| L | 12EG | 12 VDC, E-Coil, DIN 43650 |
| L | 12EG/Z | 12 VDC, E-Coil, DIN 43650 with Zener Diode |
| L | 12EJ | 12 VDC, E-Coil, AMP Jr. |
| L | 12EJ/Z | 12 VDC, E-Coil, AMP Jr. with Zener Diode |
| L | 12EL | 12 VDC, E-Coil, Dual Lead Wires, 18 inches long |



| POSITION | CODE | DESCRIPTION |
|----------|---------|---|
| L | 12EL/36 | 12 VDC, E-Coil, Dual Lead Wires, 36 inches long |
| L | 12EL/Z | 12 VDC, E-Coil, Dual Lead Wires with Zener Diode |
| L | 12ER | 12 VDC, E-Coil, Deutsch |
| L | 12ER/Z | 12 VDC, E-Coil, Deutsch with Zener Diode |
| L | 12EY | 12 VDC, E-Coil, Metri-Pack 150 |
| L | 12EY/Z | 12 VDC, E-Coil, Metri-Pack 150 with Zener Diode |
| L | 20DG | 20 VDC, D-Coil, DIN 43650 |
| L | 20DS | 20 VDC, D-Coil, Dual Spade |
| L | 20ER | 20 VDC, E-Coil, Deutsch |
| L | 20ER/Z | 20 VDC, E-Coil, Deutsch with Zener Diode |
| L | 24AG | 24 VDC, D-Coil, DIN 43650 |
| L | 24AP | 24 VDC, D-Coil, 1/2" Conduit and Dual Lead Wires |
| L | 24DG | 24 VDC, D-Coil, DIN 43650 |
| L | 24DL | 24 VDC, D-Coil, Dual Lead Wires, 18 inches long |
| L | 24DL/36 | 24 VDC, D-Coil, Dual Lead Wires, 36 inches long |
| L | 24DL/W | 24 VDC, D-Coil, Dual Lead Wires with Weatherpak |
| L | 24DR | 24 VDC, D-Coil, Deutsch |
| L | 24DR/D | 24 VDC, D-Coil, Deutsch with Diode |
| L | 24DR/Z | 24 VDC, D-Coil, Deutsch with Zener Diode |
| L | 24DS | 24 VDC, D-Coil, Dual Spade |
| L | 24EG | 24 VDC, E-Coil, DIN 43650 |
| L | 24EG/Z | 24 VDC, E-Coil, DIN 43650 with Zener Diode |
| L | 24EJ | 24 VDC, E-Coil, AMP Jr. |
| L | 24EL/D | 24 VDC, E-Coil, Dual Lead Wires with Diode |
| L | 24ER | 24 VDC, E-Coil, Deutsch |
| L | 24ER/Z | 24 VDC, E-Coil, Deutsch with Zener Diode |
| L | 24EY | 24 VDC, E-Coil, Metri-Pack 150 |
| L | 24EY/Z | 24 VDC, E-Coil, Metri-Pack 150 with Zener Diode |
| L | 36DG | 36 VDC, D-Coil, DIN 43650 |
| L | 36DS | 36 VDC, D-Coil, Dual Spade |
| L | 115AG | 115 VAC, D-Coil, DIN 43650 |
| L | 115AP | 115 VAC, D-Coil, 1/2" Conduit and Dual Lead Wires |
| L | 230AG | 230 VAC, D-Coil, DIN 43650 |
| L | 230AP | 230 VAC, D-Coil, 1/2" Conduit and Dual Lead Wires |

