



Overview

Description

Magnet wire winding overmolded 30% glass filled polyester, and enclosed in a three piece zinc plated metal shell.

Ratings

Properties

Magnet wire	U.S. class N 200 °C (392 °F) minimum rating
Mating connector	DT06-2S-P012 - Note: DEUTSCH DT04-2P DELPHI/PACKARD number 12052641 - Note: METRI-PACK 150-2M
Coil metal frame	Plated for 1,000 hours of salt spray per ASTM B117-09 before corrosion (red rust)

Electrical Parameters

Coil resistance	6.18 ohm ±3%	- Note: At 20 °C (68 °F), 10 V coil
	8.8 ohm ±3%	- Note: At 20 °C (68 °F), 12 V coil
	15.6 ohm ±5%	- Note: At 20 °C (68 °F), 20 V coil
	33.75 ohm ±5%	- Note: At 20 °C (68 °F), 24 V coil
Coil inductance	6.22 mH ±5%	- Note: At 20 °C (68 °F), 10 V coil
	10.61 mH ±5%	- Note: At 20 °C (68 °F), 12 V coil
	30.48 mH ±5%	- Note: At 20 °C (68 °F), 20 V coil
	44 mH ±5%	- Note: At 20 °C (68 °F), 24 V coil
Coil initial current draw	1.62 A	- Note: 10 V coil
	1.36 A	- Note: 12 V coil
	0.84 A	- Note: 20 V coil
	0.71 A	- Note: 24 V coil
Coil initial power consumption	16.16 W	- Note: 10 V coil
	16.33 W	- Note: 12 V coil
	16.76 W	- Note: 20 V coil
	17.07 W	- Note: 24 V coil

Bidirectional Zener Diode Parameters

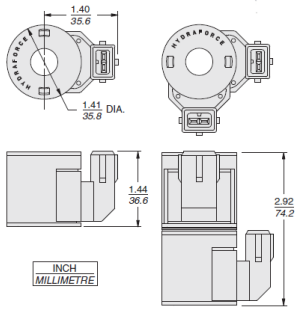
Maximum clamping voltage	45.7 V	- Note: 12 Vdc coil
	64.8 V	- Note: 16, 24 Vdc coil
Maximum peak pulse current	13.2 A	- Note: 12 Vdc coil
	9.3 A	- Note: 16, 24 Vdc coil
Reverse standoff voltage	28.2 V	- Note: 12 Vdc coil
	40.2 V	- Note: 24 Vdc coil
Maximum reverse leakage	5.0 µA	- Note: 12, 16, 24 Vdc coil
Breakdown voltage	31.4 to 34.7 V	- Note: 12 Vdc coil
	44.7 to 49.4 V	- Note: 16, 24 Vdc coil
Diode part number	6110163	- Note: 12 Vdc coil (ref)
	4000063	- Note: 16, 24 Vdc coil (rev)

Ultra-fast Diode Parameters (12/24 Vdc Coil)

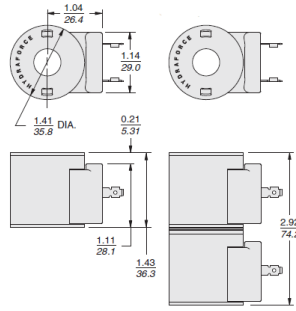
Average forward current	3.5 A
Repetitive peak reverse voltage	600 V
Diode part number	4002474



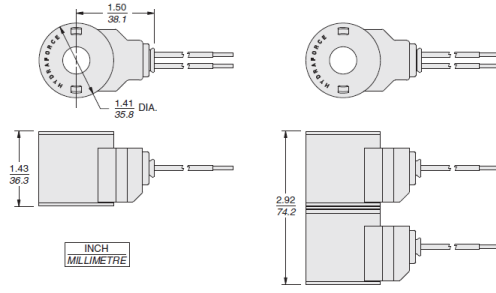
Dimensions



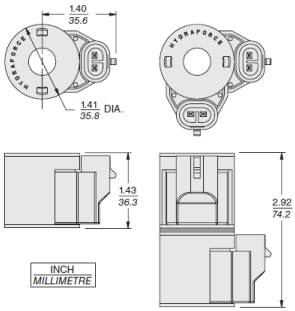
EJ
IP67 Rated 08-Size Coil
Amp Jr. Timer Connector



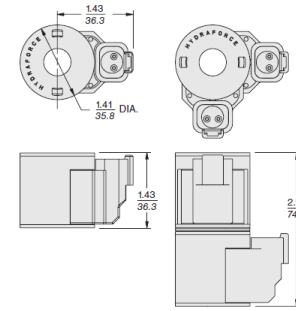
EG
IP65 Rated 08-Size Coil; DIN 43650 Connector
IP67 rated if used with sealed mating connector and gasket



EL
IP69K Rated 08-Size Coil
Thermal Shock Dunk Test Rated Coil



EY
IP69K Rated 08-Size Coil
Thermal Shock Dunk Test Rated Coil
Metri-Pack® 150 Connector



ER
IP69K Rated 08-Size Coil
Thermal Shock Dunk Test Rated Coil
Deutsch DT04-2P Connector



Coil Part Numbers

Model code	Part no.	Voltage	Connector	IP rating	Diode
10EL	4305110	10	Dual leads/no connector	IP69K	
12EL	4305112	12	Dual leads/no connector	IP69K	
24EL	4305124	24	Dual leads/no connector	IP69K	
10EL	4308710	10	Dual leads/no connector	IP69K	
12EL	4308712	12	Dual leads/no connector	IP69K	
12EL/Z	4306812	12	Dual leads/no connector	IP69K	Bidirectional zener diode
12EG	4305862	12	DIN 43650	IP65	
24EG	4305864	24	DIN 43650	IP65	
12EG/Z	4305872	12	DIN 43650	IP65	Bidirectional zener diode
24EG/Z	4305874	24	DIN 43650	IP65	Bidirectional zener diode
12EJ	4306112	12	AMP Jr. timer	IP67	
24EJ	4306124	24	AMP Jr. timer	IP67	
12EJ/Z	4305912	12	AMP Jr. timer	IP67	Bidirectional zener diode
24EJ	4305924	24	AMP Jr. timer	IP67	
12EY	4303412	12	Metri-Pack 150 2M	IP69K	
24EY	4303424	24	Metri-Pack 150 2M	IP69K	
12EY/Z	4303812	12	Metri-Pack 150 2M	IP69K	Bidirectional zener diode
24EY/Z	4303824	24	Metri-Pack 150 2M	IP69K	Bidirectional zener diode
10ER	4303610	10	Deutsch DT04-2P	IP69K	
12ER	4303612	12	Deutsch DT04-2P	IP69K	
20ER	4303620	20	Deutsch DT04-2P	IP69K	
24ER	4303624	24	Deutsch DT04-2P	IP69K	
10ER/Z	4304010	10	Deutsch DT04-2P	IP69K	Bidirectional zener diode
12ER/Z	4304012	12	Deutsch DT04-2P	IP69K	Bidirectional zener diode
20ER/Z	4304020	20	Deutsch DT04-2P	IP69K	Bidirectional zener diode
24ER/Z	4304024	24	Deutsch DT04-2P	IP69K	Bidirectional zener diode