



Overview

Description

Magnet wire wound on a molded 30% glass filled bobbin framed in steel and encapsulated with 30% glass filled polyester resin. Coil impregnated with anerobic sealant.

Ratings

Properties

| | |
|------------------|--|
| Magnet wire | U.S. class H 180 °C (356 °F) minimum rating |
| Mating connector | DT06-2S-P012 - Note: DEUTSCH DT04-2P DELPHI/PACKARD number 12010973 - Note: Weather-Pack 2 terminal male, lead wires 18 AWG |

Electrical Parameters

| | | |
|--------------------------------|--------------|---|
| Coil resistance | 4.83 ohm ±3% | - Note: At 20 °C (68 °F), 10 Vdc coil |
| | 7.2 ohm ±3% | - Note: At 20 °C (68 °F), 12 Vdc coil |
| | 19.0 ohm ±5% | - Note: At 20 °C (68 °F), 20 Vdc coil |
| | 28.8 ohm ±5% | - Note: At 20 °C (68 °F), 24 Vdc coil |
| | 64.8 ohm ±5% | - Note: At 20 °C (68 °F), 36 Vdc coil |
| | 568 ohm | - Note: At 20 °C (68 °F), 115 Vdc coil |
| Coil initial current draw | 2304 ohm | - Note: At 20 °C (68 °F), 230 Vdc coil |
| | 2.07 A | - Note: 10 Vdc coil |
| | 1.67 A | - Note: 12 Vdc coil |
| | 1.05 A | - Note: 20 Vdc coil |
| | 0.83 A | - Note: 24 Vdc coil |
| | 0.56 A | - Note: 36 Vdc coil |
| | 0.17 A | - Note: 115 Vac coil |
| | 0.09 A | - Note: 230 Vac coil |
| Coil initial power consumption | 20 W | |

Bidirectional Zener Diode Parameters

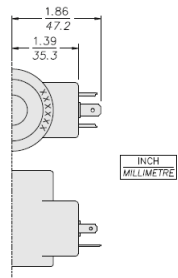
| | | |
|----------------------------|----------------|----------------------------------|
| Maximum clamping voltage | 45.7 V | - Note: 12 Vdc coil |
| | 64.8 V | - Note: 24 Vdc coil |
| Maximum peak pulse current | 13.2 A | - Note: 12 Vdc coil |
| | 9.3 A | - Note: 24 Vdc coil |
| Reverse standoff voltage | 28.2 V | - Note: 12 Vdc coil |
| | 40.2 V | - Note: 24 Vdc coil |
| Maximum reverse leakage | 5.0 µA | - Note: 12, 24 Vdc coil |
| Breakdown voltage | 31.4 to 34.7 V | - Note: 12 Vdc coil |
| | 44.7 to 49.4 V | - Note: 24 Vdc coil |
| Diode part number | 6110163 | - Note: 12 Vdc coil (ref) |
| | 4000063 | - Note: 24 Vdc coil (ref) |

Unidirectional Diode Parameters

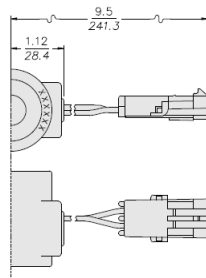
| | | |
|---|-------|-------------------------------------|
| Average forward current | 3.0 A | - Note: Maximum, 12 Vdc coil |
| | 1 A | - Note: Maximum, 24 Vdc coil |
| Maximum repetitive peak reverse voltage | 50 V | - Note: 12 Vdc coils |
| | 400 V | - Note: 24 Vdc coils |



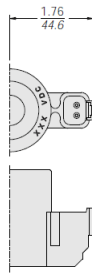
Dimensions



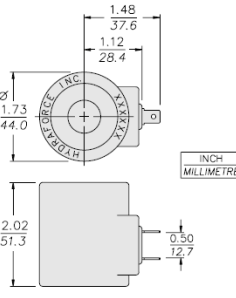
G
DIN 43650
Connector
Pins 1 and 2 are not
polarity-sensitive.
Ground pin is not used.



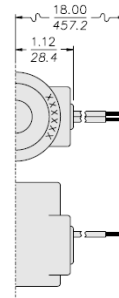
W
Dual 18 Gauge Leads with
Weather Pack® Connector
For use with Packard
part no. 12015792 female plug



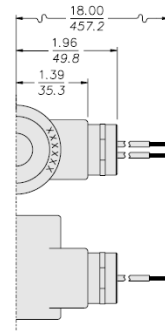
DR
Integral Deutsch
Connector
DR Models without Diode
DR/D Models with Diode
DR/Z Models with Zener Diode



S
Dual Spades
SAE J858a



L
Dual Leads
18 Gauge
Optional 36-inch leads
available. Consult factory.



P
1/2" Conduit &
18 Gauge Leads

Coil Part Numbers

| Model code | Part no. | Voltage | Connector | IP rating | Diode |
|------------|----------|---------|----------------------------|-----------|---------------------------|
| 24AG | 6366024 | 24 | DIN 43650 | | |
| 115AG | 6366115 | 115 | DIN 43650 | | |
| 230AG | 6366230 | 230 | DIN 43650 | | |
| 24AP | 6365024 | 24 | 1/2-14 NPT internal thread | | |
| 115AP | 6365115 | 115 | 1/2-14 NPT internal thread | | |
| 230AP | 6365230 | 230 | 1/2-14 NPT internal thread | | |
| 10DG | 6356010 | 10 | DIN 43650 | | |
| 12DG | 6356012 | 12 | DIN 43650 | | |
| 24DG | 6356024 | 24 | DIN 43650 | | |
| 10DL | 6352010 | 10 | Dual leads/no connector | | |
| 12DL | 6352012 | 12 | Dual leads/no connector | | |
| 12DL | 6357012 | 12 | Dual leads/no connector | | |
| 24DL | 6352024 | 24 | Dual leads/no connector | | |
| 12DL/W | 6359412 | 12 | Dual leads/no connector | | |
| 24DL/W | 6359424 | 24 | Dual leads/no connector | | |
| 12DL/W/D | 6359732 | 12 | Dual leads/no connector | | Ultra-fast diode |
| 24DL/W/D | 6359739 | 24 | Dual leads/no connector | | Ultra-fast diode |
| 24DP | 6355024 | 24 | 1/2-14 NPT internal thread | | |
| 12DR | 4301612 | 12 | Deutsch DT04-2P | | |
| 24DR | 4301624 | 24 | Deutsch DT04-2P | | |
| 10DR/D | 4301891 | 10 | Deutsch DT04-2P | | Ultra-fast diode |
| 12DR/D | 4301892 | 12 | Deutsch DT04-2P | | Ultra-fast diode |
| 20DR/D | 4301893 | 20 | Deutsch DT04-2P | | Ultra-fast diode |
| 24DR/D | 4301894 | 24 | Deutsch DT04-2P | | Ultra-fast diode |
| 12DR/Z | 4301862 | 12 | Deutsch DT04-2P | | Bidirectional zener diode |
| 10DS | 6351010 | 10 | Dual spade | | |
| 12DS | 6351012 | 12 | Dual spade | | |
| 20DS | 6351020 | 20 | Dual spade | | |
| 24DS | 6351024 | 24 | Dual spade | | |
| 36DS | 6351036 | 36 | Dual spade | | |