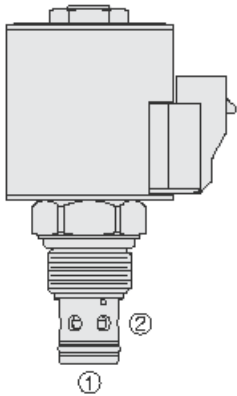




Overview



Description

The HSV10-28X is a high pressure 2-way, piloted, poppet-type, normally closed, bi-directional, screw-in hydraulic cartridge valve designed to function as a load holding or blocking valve in applications requiring low internal leakage bi-directionally.

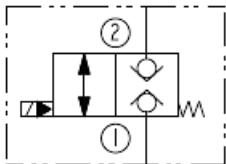
Operation

When energized, the HSV10-28X allows flow in both directions. when de-energized, the valve blocks flow in both directions.

Manual Override Operation

For normal operation (de-energized) the manual override pin must be seated in the lower detent groove. To shift the valve manually, the operator pushes down on the knob and rotates 180 degrees in either direction. When the manual override is actuated, increased flow can be achieved by pulling on the knob. Note: The manual override feature is intended for emergency use, not for continuous-duty operation.

Symbol



Features

- Continuous-duty rated coil.
- Hardened seat for long life and low leakage.
- Optional coil voltages and terminations.
- Efficient wet-armature construction.
- Cartridges are voltage interchangeable.
- Waterproof E-Coils rated up to IP69K.
- Unitized, molded coil design.
- 960-hour salt-spray rated solenoid tubes and coils.
- All HyPerformance products are tested to NFPA specification T2.6.1 and are tested at a verification level of 90% and an assurance of 99%.

Ratings

Pressure Ratings

Pressure rating	350 bar (5075 psi) 420 bar (6090 psi)	- Note: 10% cycle life
Proof pressure	690 bar (10000 psi)	
Burst pressure	1380 bar (20000 psi)	

Flow Ratings

Flow rating	75.7 lpm (20 gpm)
Maximum internal leakage	5 drops/min - Note: With 350 bar (5075 psi)

Other Ratings

Cycle life	One million cycles
------------	--------------------

Temperature Ratings

Operating fluid temperature	-40 to 100 °C (-40 to 212 °F)	- Note: With buna N seals
	-26 to 204 °C (-15 to 400 °F)	- Note: With fluorocarbon seals
	-54 to 107 °C (-65 to 225 °F)	- Note: With urethane seals
Storage temperature	-40 to 70 °C (-40 to 160 °F)	
Ambient temperature	-40 to 70 °C (-40 to 160 °F)	

Operating Parameters

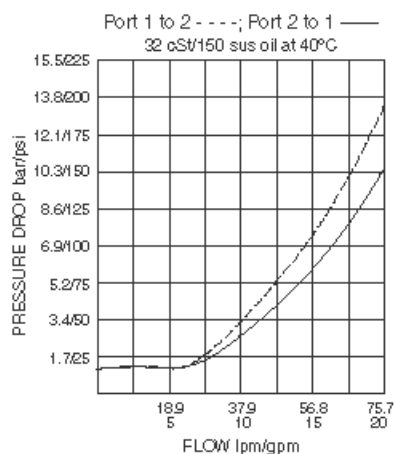
Fluids	Mineral based or synthetic hydraulic fluid with lubricating properties
Fluid viscosity range	7.4 to 420 cSt
Maximum operating contamination level	18/16/13 per ISO 4406



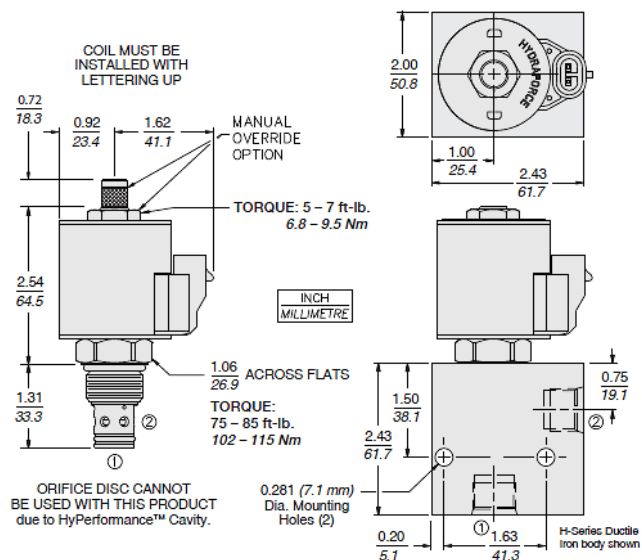
Properties

Unit weight	0.177 kg (0.39 lb)
Internal wetted surface area	162.39 cm ² (25.17 in ²)

Performance



Dimensions



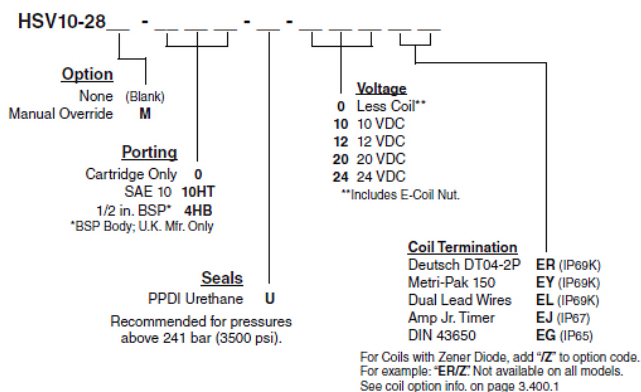
Installation Specifications

Cavity	HVC10-2	
Cartridge installation torque	102 to 115 N-m (75 to 85 ft-lb)	- Note: Steel/ductile iron cavity
	81 to 88 N-m (60 to 65 ft-lb)	- Note: Aluminum cavity
Orientation restriction	None	

Accessories

Seal kit	SK10-2N-M	- Note: Buna N
	SK10-2V-M	- Note: Fluorocarbon
	SK10-2U-0	- Note: Urethane

Order Code



Model Options

HSV10-A28AE-H-J-L-M

A Position Sensor Option

CODE	DESCRIPTION
28	Standard
P28A	Position Indicator Switch with Restricted Flow

E Manual Override

CODE	DESCRIPTION
BLANK	NONE
M	Two Position Override, Red Knurled Knob

H Line Body

CODE	DESCRIPTION
0	No Body

J Seal

CODE	DESCRIPTION
N	Buna-N
V	Fluorocarbon
HV	High Durometer Fluorocarbon
U	PPDI Urethane

L Coil

CODE	DESCRIPTION
0	No Coil
10EL	10 VDC, E-Coil, Dual Lead Wires
10ER	10 VDC, E-Coil, Deutsch
10ER/Z	10 VDC, E-Coil, Deutsch with Zener Diode
12EG	12 VDC, E-Coil, DIN 43650
12EJ	12 VDC, E-Coil, AMP Jr.
12EL	12 VDC, E-Coil, Dual Lead Wires, 18 inches long
12EL/36	12 VDC, E-Coil, Dual Lead Wires, 36 inches long
12EL/W/Z	12 VDC, E-Coil, Dual Lead Wires with WeatherPak and Zener Diode
12EL/Z	12 VDC, E-Coil, Dual Lead Wires with Zener Diode
12ER	12 VDC, E-Coil, Deutsch
12ER/Z	12 VDC, E-Coil, Deutsch with Zener Diode



CODE	DESCRIPTION
12EY	12 VDC, E-Coil, Metri-Pack 150
12EY/Z	12 VDC, E-Coil, Metri-Pack 150 with Zener Diode
20ER	20 VDC, E-Coil, Deutsch
24EG	24 VDC, E-Coil, DIN 43650
24EJ	24 VDC, E-Coil, AMP Jr.
24EL	24 VDC, E-Coil, Dual Lead Wires, 18 inches long
24EL/36	24 VDC, E-Coil, Dual Lead Wires, 36 inches long
24EL/W/Z	24 VDC, E-Coil, Dual Lead Wires with WeatherPak and Zener Diode
24ER	24 VDC, E-Coil, Deutsch
24ER/Z	24 VDC, E-Coil, Deutsch with Zener Diode
24EY	24 VDC, E-Coil, Metri-Pack 150
24EY/Z	24 VDC, E-Coil, Metri-Pack 150 with Zener Diode

M Position Sensor Termination

CODE	DESCRIPTION
BLANK	No Position Sensor
M3	Neutral Sense, M12-4P, Dual Output NC/NO
N3	Neutral Sense, DT04-4P, Dual Output NC/NO